

LENZING AG FUTURE (LENH) - EUX/202612

2024/07/12 18:58:47

Price
30.6546 EUR

Difference  1.29% (0.39)

General attributes

Symbol	LENHZ26
Exchange	Eurex
Currency	EUR
Security type	Future
Underlying	LENZING AG
Maturity	12-2026
Contract size	100

Market data

Bid (Bid size)	- EUR (-)
Ask (Ask size)	- EUR (-)
Open	30.6546 EUR
High	30.6546 EUR
Low	30.6546 EUR
Close (prev. day)	30.2633 EUR
Underlying	LENZING AG
Underlying price (date)	33.45 (24/07/12)
Settlement price (date)	30.65 (24/07/12)
Open Interest	0

Performance and Risk

	6m	1Y	3Y
Perf (%)	+4.98%	-	-
Perf (abs.)	+1.45	-	-
Beta	-	-	-
Volatility	55.72	-	-

Futures and Options

Related Futures	-
Related Options	-

5Y








Information about previous performance does not guarantee future performance.
Source: FactSet

Price data

Ø price 5 days Ø volume 5 days (pcs.)	30.4473 EUR (0)
Ø price 30 days Ø volume 30 days (pcs.)	31.2317 EUR (0)
Ø price 100 days Ø volume 100 days (pcs.)	29.3628 EUR (0)
Ø price 250 days Ø volume 250 days (pcs.)	- EUR (-)
YTD High date	34.3768 EUR (2024/06/13)
YTD Low date	21.9793 EUR (2024/03/18)
52 Weeks High date	- EUR (-)
52 Weeks Low date	- EUR (-)

Recent Research

on sector		on market	
Date		Headline	Download
2024/07/12		Global Equity Ratings	
2024/06/21		Global Equity Ratings	
2024/06/14		Global Equity Ratings	
2024/05/29		Global Equity Ratings	
2024/04/26		Global Equity Ratings	