

UBS AG FUTURE (UBSJ) - EUX/202612

2024/07/26 18:36:01

Price
26.4063 CHF

Difference  1.41% (0.37)

General attributes

| | |
|---------------|-----------|
| Symbol | UBSJZ26 |
| Exchange | Eurex |
| Currency | CHF |
| Security type | Future |
| Underlying | UBS GROUP |
| Maturity | 12-2026 |
| Contract size | 100 |

Market data

| | |
|-------------------------|------------------|
| Bid (Bid size) | - CHF (-) |
| Ask (Ask size) | - CHF (-) |
| Open | 26.4063 CHF |
| High | 26.4063 CHF |
| Low | 26.4063 CHF |
| Close (prev. day) | 26.0393 CHF |
| Underlying | UBS GROUP |
| Underlying price (date) | 26.91 (24/07/26) |
| Settlement price (date) | 26.41 (24/07/26) |
| Open Interest | 0 |

Performance and Risk

| | 6m | 1Y | 3Y |
|-------------|--------|----|----|
| Perf (%) | +3.59% | - | - |
| Perf (abs.) | +0.91 | - | - |
| Beta | - | - | - |
| Volatility | 25.83 | - | - |

Futures and Options

| | |
|-----------------|---|
| Related Futures | - |
| Related Options | - |

5Y













Information about previous performance does not guarantee future performance.
Source: FactSet

Price data

| | |
|---|--------------------------|
| Ø price 5 days Ø volume 5 days (pcs.) | 26.5323 CHF (0) |
| Ø price 30 days Ø volume 30 days (pcs.) | 26.8789 CHF (0) |
| Ø price 100 days Ø volume 100 days (pcs.) | 26.7644 CHF (0) |
| Ø price 250 days Ø volume 250 days (pcs.) | - CHF (-) |
| YTD High date | 28.3882 CHF (2024/05/31) |
| YTD Low date | 23.1881 CHF (2024/02/07) |
| 52 Weeks High date | - CHF (-) |
| 52 Weeks Low date | - CHF (-) |

Recent Research

| on underlying | on sector | on market | |
|---------------|---|-----------------------|---|
| Date | | Headline | Download |
| 2024/07/24 |  | Global Equity Ratings |  |
| 2024/07/12 |  | Global Equity Ratings |  |
| 2024/06/21 |  | Global Equity Ratings |  |
| 2024/06/14 |  | Global Equity Ratings |  |
| 2024/05/29 |  | Global Equity Ratings |  |