

UBS AG FUTURE (UBSJ) - EUX/202612

2024/06/25 19:05:48

Price
26.2466 CHF

Difference  -3.36% (-0.91)

General attributes

Symbol	UBSJZ26
Exchange	Eurex
Currency	CHF
Security type	Future
Underlying	UBS GROUP
Maturity	12-2026
Contract size	100

Market data

Bid (Bid size)	- CHF (-)
Ask (Ask size)	- CHF (-)
Open	26.2466 CHF
High	26.2466 CHF
Low	26.2466 CHF
Close (prev. day)	27.1595 CHF
Underlying	UBS GROUP
Underlying price (date)	26.30 (24/06/26)
Settlement price (date)	26.25 (24/06/25)
Open Interest	0

Performance and Risk

	6m	1Y	3Y
Perf (%)	+0.58%	-	-
Perf (abs.)	+0.15	-	-
Beta	-	-	-
Volatility	26.88	-	-

Futures and Options

Related Futures	-
Related Options	-

5Y












Information about previous performance does not guarantee future performance.
Source: FactSet

Price data

Ø price 5 days Ø volume 5 days (pcs.)	27.0931 CHF (0)
Ø price 30 days Ø volume 30 days (pcs.)	27.5921 CHF (0)
Ø price 100 days Ø volume 100 days (pcs.)	26.1495 CHF (0)
Ø price 250 days Ø volume 250 days (pcs.)	- CHF (-)
YTD High date	28.3882 CHF (2024/05/31)
YTD Low date	23.1881 CHF (2024/02/07)
52 Weeks High date	- CHF (-)
52 Weeks Low date	- CHF (-)

Recent Research

on underlying	on sector	on market	
Date		Headline	Download
2024/06/21		Global Equity Ratings	
2024/06/14		Global Equity Ratings	
2024/05/29		Global Equity Ratings	
2024/04/26		Global Equity Ratings	
2024/04/03		Global Equity Ratings	