

BEST BUY CO. INC. FUTURE (BBYF) - EUX/202612

2024/05/17 19:04:45

Price
71.8272 USD

Difference  -2.11% (-1.55)

General attributes

Symbol	BBYFZ26
Exchange	Eurex
Currency	USD
Security type	Future
Underlying	BEST BUY CORP INC.
Maturity	12-2026
Contract size	100

Market data

Bid (Bid size)	- USD (-)
Ask (Ask size)	- USD (-)
Open	71.8272 USD
High	71.8272 USD
Low	71.8272 USD
Close (prev. day)	73.3789 USD
Underlying	BEST BUY CORP INC.
Underlying price (date)	73.35 (24/05/17)
Settlement price (date)	71.83 (24/05/17)
Open Interest	0

Performance and Risk

	6m	1Y	3Y
Perf (%)	-	-	-
Perf (abs.)	-	-	-
Beta	-	-	-
Volatility	-	-	-

Futures and Options

Related Futures	-
Related Options	-

5Y











Information about previous performance does not guarantee future performance.
Source: FactSet

Price data

Ø price 5 days Ø volume 5 days (pcs.)	73.4107 USD (0)
Ø price 30 days Ø volume 30 days (pcs.)	75.4829 USD (0)
Ø price 100 days Ø volume 100 days (pcs.)	75.0482 USD (0)
Ø price 250 days Ø volume 250 days (pcs.)	- USD (-)
YTD High date	82.8180 USD (2024/03/28)
YTD Low date	68.1147 USD (2024/01/19)
52 Weeks High date	- USD (-)
52 Weeks Low date	- USD (-)

Recent Research

on sector		on market	
Date		Headline	Download
2024/04/26		Global Equity Ratings	
2024/04/03		Global Equity Ratings	
2024/03/13		Global Equity Ratings	
2024/02/22		Global Equity Ratings	
2024/02/14		Global Equity Ratings	