

AMADEUS IT GROUP S.A. FUTURE (AI3F) - EUX/202612

2024/09/12 18:37:09

Price
64.5459 EUR

Difference  0.29% (0.19)

General attributes

Symbol	AI3FZ26
Exchange	Eurex
Currency	EUR
Security type	Future
Underlying	AMADEUS IT GROUP SA
Maturity	12-2026
Contract size	100

Market data

Bid (Bid size)	- EUR (-)
Ask (Ask size)	- EUR (-)
Open	64.5459 EUR
High	64.5459 EUR
Low	64.5459 EUR
Close (prev. day)	64.3586 EUR
Underlying	AMADEUS IT GROUP SA
Underlying price (date)	62.44 (24/09/12)
Settlement price (date)	64.55 (24/09/12)
Open Interest	0

Performance and Risk

	6m	1Y	3Y
Perf (%)	+6.45%	-	-
Perf (abs.)	+3.91	-	-
Beta	-	-	-
Volatility	21.42	-	-

Futures and Options

Related Futures	-
Related Options	-

5Y












Information about previous performance does not guarantee future performance.
Source: FactSet

Price data

Ø price 5 days Ø volume 5 days (pcs.)	64.4206 EUR (0)
Ø price 30 days Ø volume 30 days (pcs.)	61.2309 EUR (0)
Ø price 100 days Ø volume 100 days (pcs.)	64.5087 EUR (0)
Ø price 250 days Ø volume 250 days (pcs.)	- EUR (-)
YTD High date	71.1308 EUR (2024/06/07)
YTD Low date	56.4431 EUR (2024/02/29)
52 Weeks High date	- EUR (-)
52 Weeks Low date	- EUR (-)

Recent Research

on underlying	on sector	on market		
Date			Headline	Download
2023/10/27			Global Equity Ratings	
2023/09/29			Global Equity Ratings	
2023/09/08			Global Equity Ratings	
2023/08/22			Global Equity Ratings	
2023/08/17			Global Equity Ratings	