

# AMADEUS IT GROUP S.A. FUTURE (AI3F) - EUX/202612

2024/07/26 18:34:49

Price  
**63.0105** EUR

Difference  -0.59% (-0.37)

### General attributes

Symbol	AI3FZ26
Exchange	Eurex
Currency	EUR
Security type	Future
Underlying	AMADEUS IT GROUP SA
Maturity	12-2026
Contract size	100

### Market data

Bid (Bid size)	- EUR (-)
Ask (Ask size)	- EUR (-)
Open	63.0105 EUR
High	63.0105 EUR
Low	63.0105 EUR
Close (prev. day)	63.3828 EUR
Underlying	AMADEUS IT GROUP SA
Underlying price (date)	60.24 (24/07/26)
Settlement price (date)	63.01 (24/07/26)
Open Interest	0

### Performance and Risk

	6m	1Y	3Y
Perf (%)	-8.49%	-	-
Perf (abs.)	-5.84	-	-
Beta	-	-	-
Volatility	24.51	-	-

### Futures and Options

Related Futures	-
Related Options	-

5Y










Information about previous performance does not guarantee future performance.  
Source: FactSet

### Price data

Ø price 5 days   Ø volume 5 days (pcs.)	63.4397 EUR (0)
Ø price 30 days   Ø volume 30 days (pcs.)	65.3864 EUR (0)
Ø price 100 days   Ø volume 100 days (pcs.)	64.0422 EUR (0)
Ø price 250 days   Ø volume 250 days (pcs.)	- EUR (-)
YTD High   date	71.1308 EUR (2024/06/07)
YTD Low   date	56.4431 EUR (2024/02/29)
52 Weeks High   date	- EUR (-)
52 Weeks Low   date	- EUR (-)

### Recent Research

on underlying	on sector	on market		
Date			Headline	Download
2023/10/27			Global Equity Ratings	
2023/09/29			Global Equity Ratings	
2023/09/08			Global Equity Ratings	
2023/08/22			Global Equity Ratings	
2023/08/17			Global Equity Ratings	