

ROYAL CARRIBEAN CRUISES GROUP FUTURE (RCLF) - EUX/202612

2024/07/17 18:46:10

Price
181.6702 USD

Difference  -2.42% (-4.51)

General attributes

| | |
|---------------|-----------------------------|
| Symbol | RCLFZ26 |
| Exchange | Eurex |
| Currency | USD |
| Security type | Future |
| Underlying | ROYAL CARIBBEAN CRUISES LTD |
| Maturity | 12-2026 |
| Contract size | 100 |

Market data

| | |
|-------------------------|-----------------------------|
| Bid (Bid size) | - USD (-) |
| Ask (Ask size) | - USD (-) |
| Open | 181.6702 USD |
| High | 181.6702 USD |
| Low | 181.6702 USD |
| Close (prev. day) | 186.1772 USD |
| Underlying | ROYAL CARIBBEAN CRUISES LTD |
| Underlying price (date) | 164.46 (24/07/17) |
| Settlement price (date) | 181.67 (24/07/17) |
| Open Interest | 0 |

Performance and Risk

| | 6m | 1Y | 3Y |
|-------------|---------|----|----|
| Perf (%) | +34.93% | - | - |
| Perf (abs.) | +47.03 | - | - |
| Beta | - | - | - |
| Volatility | 31.08 | - | - |

Futures and Options

| | |
|-----------------|---|
| Related Futures | - |
| Related Options | - |

5Y












Information about previous performance does not guarantee future performance.
Source: FactSet

Price data

| | |
|---|---------------------------|
| Ø price 5 days Ø volume 5 days (pcs.) | 181.1324 USD (0) |
| Ø price 30 days Ø volume 30 days (pcs.) | 171.9139 USD (0) |
| Ø price 100 days Ø volume 100 days (pcs.) | 156.8684 USD (0) |
| Ø price 250 days Ø volume 250 days (pcs.) | - USD (-) |
| YTD High date | 186.1772 USD (2024/07/16) |
| YTD Low date | 125.1950 USD (2024/02/20) |
| 52 Weeks High date | - USD (-) |
| 52 Weeks Low date | - USD (-) |

Recent Research

| on sector | | on market | |
|------------|---|-----------------------|---|
| Date | | Headline | Download |
| 2024/07/12 |  | Global Equity Ratings |  |
| 2024/06/21 |  | Global Equity Ratings |  |
| 2024/06/14 |  | Global Equity Ratings |  |
| 2024/05/29 |  | Global Equity Ratings |  |
| 2024/04/26 |  | Global Equity Ratings |  |