

# ROYAL CARRIBEAN CRUISES GROUP FUTURE (RCLF) - EUX/202612

2024/07/17 18:46:10

Price  
**181.6702** USD

Difference  -2.42% (-4.51)

### General attributes

Symbol	RCLFZ26
Exchange	Eurex
Currency	USD
Security type	Future
Underlying	ROYAL CARIBBEAN CRUISES LTD
Maturity	12-2026
Contract size	100

### Market data

Bid (Bid size)	- USD (-)
Ask (Ask size)	- USD (-)
Open	181.6702 USD
High	181.6702 USD
Low	181.6702 USD
Close (prev. day)	186.1772 USD
Underlying	ROYAL CARIBBEAN CRUISES LTD
Underlying price (date)	164.46 (24/07/17)
Settlement price (date)	181.67 (24/07/17)
Open Interest	0

### Performance and Risk

	6m	1Y	3Y
Perf (%)	+34.93%	-	-
Perf (abs.)	+47.03	-	-
Beta	-	-	-
Volatility	31.08	-	-

### Futures and Options

Related Futures	-
Related Options	-












Information about previous performance does not guarantee future performance.  
Source: FactSet

### Price data

Ø price 5 days   Ø volume 5 days (pcs.)	181.1324 USD (0)
Ø price 30 days   Ø volume 30 days (pcs.)	171.9139 USD (0)
Ø price 100 days   Ø volume 100 days (pcs.)	156.8684 USD (0)
Ø price 250 days   Ø volume 250 days (pcs.)	- USD (-)
YTD High   date	186.1772 USD (2024/07/16)
YTD Low   date	125.1950 USD (2024/02/20)
52 Weeks High   date	- USD (-)
52 Weeks Low   date	- USD (-)

### Recent Research

on sector		on market	
Date		Headline	Download
2024/07/12		Global Equity Ratings	
2024/06/21		Global Equity Ratings	
2024/06/14		Global Equity Ratings	
2024/05/29		Global Equity Ratings	
2024/04/26		Global Equity Ratings	