

UBER TECHNOLOGIES INC. FUTURE (UBRF) - EUX/202612

2024/10/18 19:07:37

Price
86.1697 USD

Difference  **-1.38% (-1.20)**

General attributes

Symbol	UBRFZ26
Exchange	Eurex
Currency	USD
Security type	Future
Underlying	UBER TECHNOLOGIES INC.
Maturity	12-2026
Contract size	100

Market data

Bid (Bid size)	- USD (-)
Ask (Ask size)	- USD (-)
Open	86.1697 USD
High	86.1697 USD
Low	86.1697 USD
Close (prev. day)	87.3742 USD
Underlying	UBER TECHNOLOGIES INC.
Underlying price (date)	79.16 (24/10/18)
Settlement price (date)	86.17 (24/10/18)
Open Interest	0

Performance and Risk

	6m	1Y	3Y
Perf (%)	+4.24%	-	-
Perf (abs.)	+3.51	-	-
Beta	-	-	-
Volatility	42.56	-	-

Futures and Options

Related Futures	-
Related Options	-

5Y












Information about previous performance does not guarantee future performance.
Source: FactSet

Price data

Ø price 5 days Ø volume 5 days (pcs.)	89.4701 USD (0)
Ø price 30 days Ø volume 30 days (pcs.)	82.1744 USD (0)
Ø price 100 days Ø volume 100 days (pcs.)	78.6103 USD (0)
Ø price 250 days Ø volume 250 days (pcs.)	- USD (-)
YTD High date	93.2352 USD (2024/10/11)
YTD Low date	63.2183 USD (2024/08/05)
52 Weeks High date	- USD (-)
52 Weeks Low date	- USD (-)

Recent Research

on underlying	on sector	on market	
Date		Headline	Download
2024/09/27		Global Equity Ratings	
2024/09/11		Global Equity Ratings	
2024/09/05		Global Equity Ratings	
2024/08/12		Global Equity Ratings	
2024/07/24		Global Equity Ratings	