

# DUFY AG FUTURE (DUFF) - EUX/202612

2024/07/17 18:45:33

Price  
**35.7423** CHF

Difference  -0.46% (-0.16)

### General attributes

Symbol	DUFFZ26
Exchange	Eurex
Currency	CHF
Security type	Future
Underlying	AVOLTA AG
Maturity	12-2026
Contract size	100

### Market data

Bid (Bid size)	- CHF (-)
Ask (Ask size)	- CHF (-)
Open	35.7423 CHF
High	35.7423 CHF
Low	35.7423 CHF
Close (prev. day)	35.9069 CHF
Underlying	AVOLTA AG
Underlying price (date)	36.12 (24/07/17)
Settlement price (date)	35.74 (24/07/17)
Open Interest	0

### Performance and Risk

	6m	1Y	3Y
Perf (%)	+16.75%	-	-
Perf (abs.)	+5.13	-	-
Beta	-	-	-
Volatility	28.01	-	-

### Futures and Options

Related Futures	-
Related Options	-

5Y












Information about previous performance does not guarantee future performance.  
Source: FactSet

### Price data

Ø price 5 days   Ø volume 5 days (pcs.)	35.8828 CHF (0)
Ø price 30 days   Ø volume 30 days (pcs.)	35.7977 CHF (0)
Ø price 100 days   Ø volume 100 days (pcs.)	35.5784 CHF (0)
Ø price 250 days   Ø volume 250 days (pcs.)	- CHF (-)
YTD High   date	38.1703 CHF (2024/05/14)
YTD Low   date	30.3152 CHF (2024/01/23)
52 Weeks High   date	- CHF (-)
52 Weeks Low   date	- CHF (-)

### Recent Research

on sector	on market		
Date		Headline	Download
2024/07/12		Global Equity Ratings	
2024/06/21		Global Equity Ratings	
2024/06/14		Global Equity Ratings	
2024/05/29		Global Equity Ratings	
2024/04/26		Global Equity Ratings	