

# CARGOTEC CORP. FUTURE (C1CG) - EUX/202612

2024/07/29 18:35:11

**Price**  
**44.0284** EUR  
 Difference  0.62% (0.27)

**General attributes**

Symbol	C1CGZ26
Exchange	Eurex
Currency	EUR
Security type	Future
Underlying	CARGOTEC OYJ
Maturity	12-2026
Contract size	100

**Market data**

Bid (Bid size)	- EUR (-)
Ask (Ask size)	- EUR (-)
Open	44.0284 EUR
High	44.0284 EUR
Low	44.0284 EUR
Close (prev. day)	43.7592 EUR
Underlying	CARGOTEC OYJ
Underlying price (date)	46.26 (24/07/30)
Settlement price (date)	44.03 (24/07/29)
Open Interest	0

**Performance and Risk**

	6m	1Y	3Y
Perf (%)	-19.16%	-	-
Perf (abs.)	-10.44	-	-
Beta	-	-	-
Volatility	84.57	-	-

**Futures and Options**

Related Futures	-
Related Options	-

5Y








Information about previous performance does not guarantee future performance.  
 Source: FactSet

**Price data**

Ø price 5 days   Ø volume 5 days (pcs.)	42.9833 EUR (0)
Ø price 30 days   Ø volume 30 days (pcs.)	55.3823 EUR (0)
Ø price 100 days   Ø volume 100 days (pcs.)	66.3786 EUR (0)
Ø price 250 days   Ø volume 250 days (pcs.)	- EUR (-)
YTD High   date	83.6609 EUR (2024/06/12)
YTD Low   date	41.6100 EUR (2024/07/10)
52 Weeks High   date	- EUR (-)
52 Weeks Low   date	- EUR (-)

**Recent Research**

on sector		on market	
Date		Headline	Download
2024/07/24		Global Equity Ratings	
2024/07/12		Global Equity Ratings	
2024/06/21		Global Equity Ratings	
2024/06/14		Global Equity Ratings	
2024/05/29		Global Equity Ratings	