

FRAPORT AG FFM.AIRPORT.SER.AG FUTURE (FRAG) - EUX/202612

2024/07/16 18:50:20

Price
50.3452 EURDifference  -0.48% (-0.24)

General attributes

Symbol	FRAGZ26
Exchange	Eurex
Currency	EUR
Security type	Future
Underlying	FRAPORT AG
Maturity	12-2026
Contract size	100

Market data

Bid (Bid size)	- EUR (-)
Ask (Ask size)	- EUR (-)
Open	50.3452 EUR
High	50.3452 EUR
Low	50.3452 EUR
Close (prev. day)	50.588 EUR
Underlying	FRAPORT AG
Underlying price (date)	47.10 (24/07/17)
Settlement price (date)	50.35 (24/07/16)
Open Interest	0

Performance and Risk

	6m	1Y	3Y
Perf (%)	-9.93%	-	-
Perf (abs.)	-5.55	-	-
Beta	-	-	-
Volatility	27.41	-	-

Futures and Options

Related Futures	-
Related Options	-












Information about previous performance does not guarantee future performance.
Source: FactSet

Price data

Ø price 5 days Ø volume 5 days (pcs.)	50.9312 EUR (0)
Ø price 30 days Ø volume 30 days (pcs.)	53.7993 EUR (0)
Ø price 100 days Ø volume 100 days (pcs.)	53.4127 EUR (0)
Ø price 250 days Ø volume 250 days (pcs.)	- EUR (-)
YTD High date	58.9031 EUR (2024/06/07)
YTD Low date	48.1961 EUR (2024/04/16)
52 Weeks High date	- EUR (-)
52 Weeks Low date	- EUR (-)

Recent Research

on sector		on market	
Date		Headline	Download
2024/07/12		Global Equity Ratings	
2024/06/21		Global Equity Ratings	
2024/06/14		Global Equity Ratings	
2024/05/29		Global Equity Ratings	
2024/04/26		Global Equity Ratings	