

# GEBERIT AG FUTURE (GBRI) - EUX/202612

2024/07/16 18:50:27

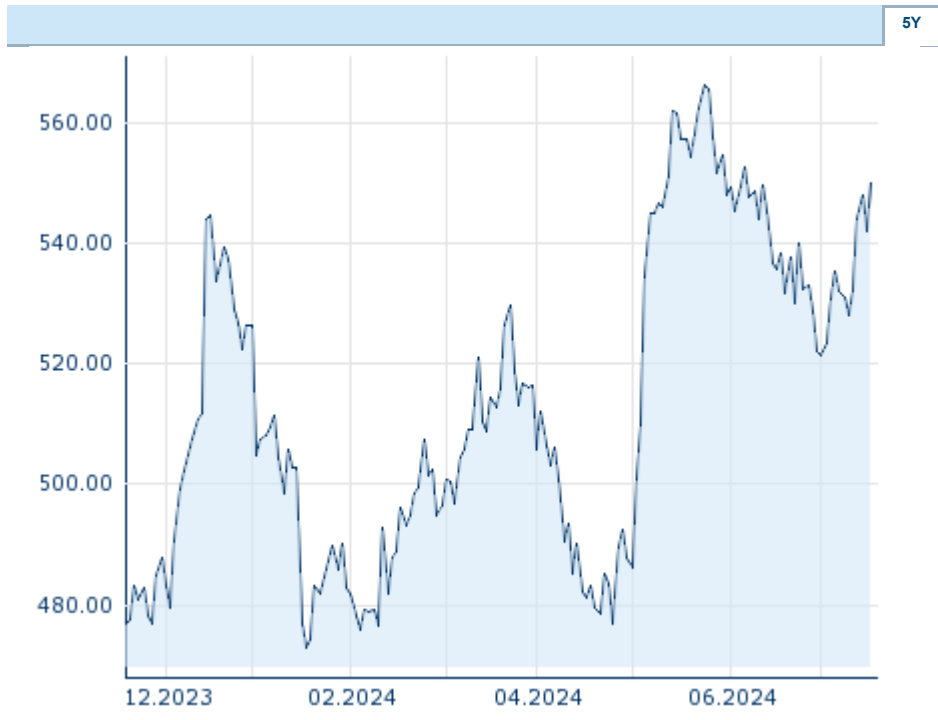
**Price**  
**549.8651** CHF  
 Difference  1.46% (7.90)

General attributes	
Symbol	GBRIZ26
Exchange	Eurex
Currency	CHF
Security type	Future
Underlying	GEBERIT AG
Maturity	12-2026
Contract size	100

Market data	
Bid (Bid size)	- CHF (-)
Ask (Ask size)	- CHF (-)
Open	549.8651 CHF
High	549.8651 CHF
Low	549.8651 CHF
Close (prev. day)	541.9619 CHF
Underlying	GEBERIT AG
Underlying price (date)	553.00 (24/07/17)
Settlement price (date)	549.87 (24/07/16)
Open Interest	0

Performance and Risk			
	6m	1Y	3Y
Perf (%)	+9.38%	-	-
Perf (abs.)	+47.13	-	-
Beta	-	-	-
Volatility	19.20	-	-







Futures and Options	
Related Futures	-
Related Options	-



Information about previous performance does not guarantee future performance.  
 Source: FactSet

Price data	
Ø price 5 days   Ø volume 5 days (pcs.)	543.2276 CHF (0)
Ø price 30 days   Ø volume 30 days (pcs.)	537.4202 CHF (0)
Ø price 100 days   Ø volume 100 days (pcs.)	523.0310 CHF (0)
Ø price 250 days   Ø volume 250 days (pcs.)	- CHF (-)
YTD High   date	566.3070 CHF (2024/05/24)
YTD Low   date	472.8930 CHF (2024/01/18)
52 Weeks High   date	- CHF (-)
52 Weeks Low   date	- CHF (-)

### Recent Research

on underlying	on sector	on market	
Date		Headline	Download
2022/12/19		Global Equity Ratings	
2022/11/28		Global Equity Ratings	
2022/11/18		Global Equity Ratings	
2022/10/31		Global Equity Ratings	
2022/10/05		Global Equity Ratings	