


FREEMPORT-MCMORAN INC. FUTURE (FCXG) - EUX/202612

2024/06/26 18:32:51

Price
54.0401 USD

Difference  **-0.56% (-0.30)**

General attributes

Symbol FCXGZ26
Exchange Eurex
Currency USD
Security type Future
Underlying FREEMPORT-MCMORAN COPPER & GOLD INC
Maturity 12-2026
Contract size 100

Market data

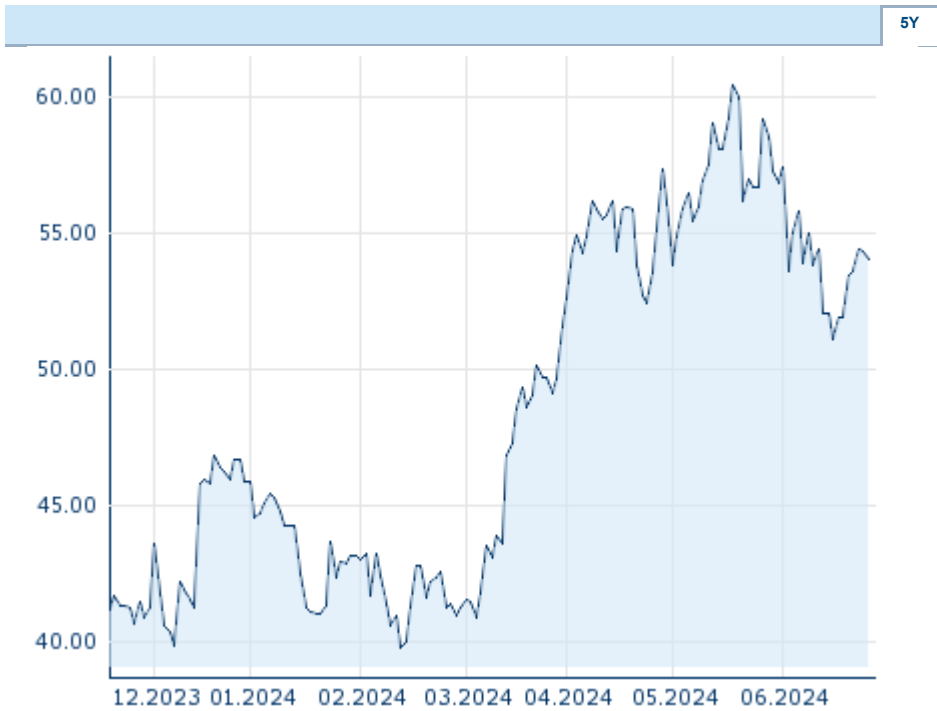
Bid (Bid size) - USD (-)
Ask (Ask size) - USD (-)
Open 54.0401 USD
High 54.0401 USD
Low 54.0401 USD
Close (prev. day) 54.3417 USD
Underlying FREEMPORT-MCMORAN COPPER & GOLD INC
Underlying price (date) 49.47 (24/06/26)
Settlement price (date) 54.04 (24/06/26)
Open Interest 0

Performance and Risk

	6m	1Y	3Y
Perf (%)	+17.47%	-	-
Perf (abs.)	+8.04	-	-
Beta	-	-	-
Volatility	35.68	-	-

Futures and Options

Related Futures -
Related Options -







Information about previous performance does not guarantee future performance.
 Source: FactSet

Price data

Ø price 5 days | Ø volume 5 days (pcs.) 53.9717 USD (0)
Ø price 30 days | Ø volume 30 days (pcs.) 55.4677 USD (0)
Ø price 100 days | Ø volume 100 days (pcs.) 51.0177 USD (0)
Ø price 250 days | Ø volume 250 days (pcs.) - USD (-)
YTD High | date 60.4255 USD (2024/05/20)
YTD Low | date 39.8054 USD (2024/02/13)
52 Weeks High | date - USD (-)
52 Weeks Low | date - USD (-)

Recent Research

on sector		on market	
Date		Headline	Download
2024/06/27		Akciové trhy - denní zpráva	
2024/06/26		Akciové trhy - denní zpráva	
2024/06/25		Akciové trhy - denní zpráva	
2024/06/24		Akciové trhy - denní zpráva	
2024/06/21		Global Equity Ratings	