

SMA SOLAR TECHNOLOGY AG FUTURE (SMAF) - EUX/202612

2024/10/18 19:07:33

Price
15.2064 EURDifference  -0.97% (-0.15)

General attributes

Symbol	SMAFZ26
Exchange	Eurex
Currency	EUR
Security type	Future
Underlying	SMA SOLAR TECHNOLOGY AG
Maturity	12-2026
Contract size	100

Market data

Bid (Bid size)	- EUR (-)
Ask (Ask size)	- EUR (-)
Open	15.2064 EUR
High	15.2064 EUR
Low	15.2064 EUR
Close (prev. day)	15.3547 EUR
Underlying	SMA SOLAR TECHNOLOGY AG
Underlying price (date)	14.91 (24/10/18)
Settlement price (date)	15.21 (24/10/18)
Open Interest	0

Performance and Risk

	6m	1Y	3Y
Perf (%)	-69.86%	-	-
Perf (abs.)	-35.24	-	-
Beta	-	-	-
Volatility	70.00	-	-

Futures and Options

Related Futures	-
Related Options	-











Information about previous performance does not guarantee future performance.
Source: FactSet

Price data

Ø price 5 days Ø volume 5 days (pcs.)	15.7461 EUR (0)
Ø price 30 days Ø volume 30 days (pcs.)	17.8677 EUR (0)
Ø price 100 days Ø volume 100 days (pcs.)	25.9193 EUR (0)
Ø price 250 days Ø volume 250 days (pcs.)	- EUR (-)
YTD High date	63.2036 EUR (2024/01/02)
YTD Low date	15.2064 EUR (2024/10/18)
52 Weeks High date	- EUR (-)
52 Weeks Low date	- EUR (-)

Recent Research

on sector		on market	
Date		Headline	Download
2024/09/27		Global Equity Ratings	
2024/09/11		Global Equity Ratings	
2024/09/05		Global Equity Ratings	
2024/08/12		Global Equity Ratings	
2024/07/24		Global Equity Ratings	