

ANDRITZ AG FUTURE (ANDF) - EUX/202612

2024/05/06 18:29:18

Price
53.4266 EURDifference  1.45% (0.76)

General attributes

Symbol	ANDFZ26
Exchange	Eurex
Currency	EUR
Security type	Future
Underlying	ANDRITZ AG
Maturity	12-2026
Contract size	100

Market data

Bid (Bid size)	- EUR (-)
Ask (Ask size)	- EUR (-)
Open	53.4266 EUR
High	53.4266 EUR
Low	53.4266 EUR
Close (prev. day)	52.6622 EUR
Underlying	ANDRITZ AG
Underlying price (date)	53.00 (24/05/06)
Settlement price (date)	53.43 (24/05/06)
Open Interest	0

Performance and Risk

	6m	1Y	3Y
Perf (%)	-	-	-
Perf (abs.)	-	-	-
Beta	-	-	-
Volatility	-	-	-

Futures and Options

Related Futures	-
Related Options	-










Information about previous performance does not guarantee future performance.
Source: FactSet

Price data

Ø price 5 days Ø volume 5 days (pcs.)	52.5964 EUR (0)
Ø price 30 days Ø volume 30 days (pcs.)	56.5900 EUR (0)
Ø price 100 days Ø volume 100 days (pcs.)	56.7116 EUR (0)
Ø price 250 days Ø volume 250 days (pcs.)	- EUR (-)
YTD High date	62.1006 EUR (2024/02/22)
YTD Low date	51.6873 EUR (2024/04/26)
52 Weeks High date	- EUR (-)
52 Weeks Low date	- EUR (-)

Recent Research

on sector		on market	
Date		Headline	Download
2024/04/26		Global Equity Ratings	
2024/04/03		Global Equity Ratings	
2024/03/13		Global Equity Ratings	
2024/02/22		Global Equity Ratings	
2024/02/14		Global Equity Ratings	