

FAURECIA S.A. FUTURE (FAUF) - EUX/202612

2024/07/16 18:50:17

Price
10.3741 EUR

Difference  **-1.50% (-0.16)**

General attributes

Symbol	FAUFZ26
Exchange	Eurex
Currency	EUR
Security type	Future
Underlying	FORVIA SE
Maturity	12-2026
Contract size	100

Market data

Bid (Bid size)	- EUR (-)
Ask (Ask size)	- EUR (-)
Open	10.3741 EUR
High	10.3741 EUR
Low	10.3741 EUR
Close (prev. day)	10.5324 EUR
Underlying	FORVIA SE
Underlying price (date)	11.025 (24/07/16)
Settlement price (date)	10.37 (24/07/16)
Open Interest	0

Performance and Risk

	6m	1Y	3Y
Perf (%)	-44.69%	-	-
Perf (abs.)	-8.51	-	-
Beta	-	-	-
Volatility	57.70	-	-

Futures and Options

Related Futures	-
Related Options	-












5Y

Information about previous performance does not guarantee future performance.
Source: FactSet

Price data

Ø price 5 days Ø volume 5 days (pcs.)	10.3470 EUR (0)
Ø price 30 days Ø volume 30 days (pcs.)	11.4632 EUR (0)
Ø price 100 days Ø volume 100 days (pcs.)	13.1864 EUR (0)
Ø price 250 days Ø volume 250 days (pcs.)	- EUR (-)
YTD High date	20.0614 EUR (2024/01/08)
YTD Low date	9.9303 EUR (2024/07/09)
52 Weeks High date	- EUR (-)
52 Weeks Low date	- EUR (-)

Recent Research

on sector		on market	
Date		Headline	Download
2024/07/12		Global Equity Ratings	
2024/06/24		Pilulka Lékárný	
2024/06/21		Global Equity Ratings	
2024/06/14		Global Equity Ratings	
2024/05/29		Global Equity Ratings	