

TEMENOS AG FUTURE (TEMF) - EUX/202612

2024/07/18 18:34:42

Price
65.3417 CHF

Difference  0.60% (0.39)

General attributes

Symbol	TEMFZ26
Exchange	Eurex
Currency	CHF
Security type	Future
Underlying	TEMENOS GROUP AG
Maturity	12-2026
Contract size	100

Market data

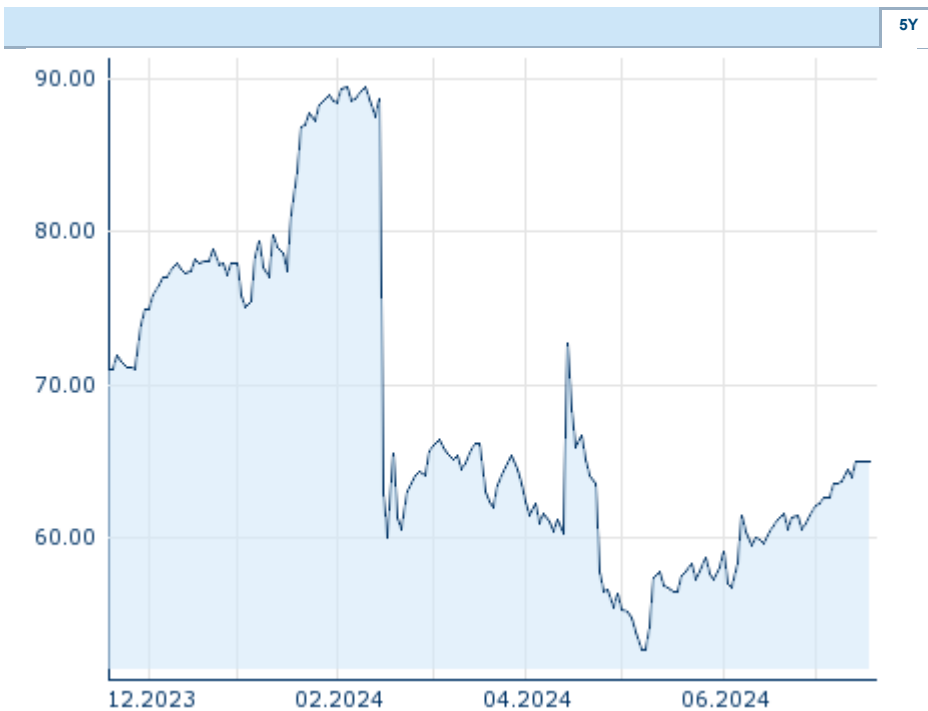
Bid (Bid size)	- CHF (-)
Ask (Ask size)	- CHF (-)
Open	65.3417 CHF
High	65.3417 CHF
Low	65.3417 CHF
Close (prev. day)	64.9536 CHF
Underlying	TEMENOS GROUP AG
Underlying price (date)	65.85 (24/07/18)
Settlement price (date)	65.34 (24/07/18)
Open Interest	0

Performance and Risk

	6m	1Y	3Y
Perf (%)	-16.06%	-	-
Perf (abs.)	-12.42	-	-
Beta	-	-	-
Volatility	65.72	-	-

Futures and Options

Related Futures	-
Related Options	-





Information about previous performance does not guarantee future performance.
Source: FactSet

Price data

Ø price 5 days Ø volume 5 days (pcs.)	64.7680 CHF (0)
Ø price 30 days Ø volume 30 days (pcs.)	61.9393 CHF (0)
Ø price 100 days Ø volume 100 days (pcs.)	61.2548 CHF (0)
Ø price 250 days Ø volume 250 days (pcs.)	- CHF (-)
YTD High date	89.4760 CHF (2024/02/05)
YTD Low date	52.6834 CHF (2024/05/08)
52 Weeks High date	- CHF (-)
52 Weeks Low date	- CHF (-)

Recent Research

on sector		on market	
Date		Headline	Download
2024/07/18		Akciové trhy - denní zpráva	
2024/07/17		Akciové trhy - denní zpráva	
2024/07/16		Akciové trhy - denní zpráva	
2024/07/15		Akciové trhy - denní zpráva	
2024/07/12		Global Equity Ratings	