

# EIFFAGE S.A. FUTURE (EF3G) - EUX/202612

2024/09/02 18:39:50

Price  
**94.2415** EUR

Difference  0.30% (0.28)

### General attributes

|               |              |
|---------------|--------------|
| Symbol        | EF3GZ26      |
| Exchange      | Eurex        |
| Currency      | EUR          |
| Security type | Future       |
| Underlying    | EIFFAGE S.A. |
| Maturity      | 12-2026      |
| Contract size | 100          |

### Market data

|                         |                  |
|-------------------------|------------------|
| Bid (Bid size)          | - EUR (-)        |
| Ask (Ask size)          | - EUR (-)        |
| Open                    | 94.2415 EUR      |
| High                    | 94.2415 EUR      |
| Low                     | 94.2415 EUR      |
| Close (prev. day)       | 93.964 EUR       |
| Underlying              | EIFFAGE S.A.     |
| Underlying price (date) | 94.62 (24/09/03) |
| Settlement price (date) | 94.24 (24/09/02) |
| Open Interest           | 0                |

### Performance and Risk

|             | 6m     | 1Y | 3Y |
|-------------|--------|----|----|
| Perf (%)    | -2.08% | -  | -  |
| Perf (abs.) | -2.01  | -  | -  |
| Beta        | -      | -  | -  |
| Volatility  | 23.50  | -  | -  |

### Futures and Options

|                 |   |
|-----------------|---|
| Related Futures | - |
| Related Options | - |

5Y













Information about previous performance does not guarantee future performance.  
Source: FactSet

### Price data

|   |                           |
|---|---------------------------|
| Ø price 5 days   Ø volume 5 days (pcs.)     | 93.8118 EUR (0)           |
| Ø price 30 days   Ø volume 30 days (pcs.)   | 91.2394 EUR (0)           |
| Ø price 100 days   Ø volume 100 days (pcs.) | 93.9669 EUR (0)           |
| Ø price 250 days   Ø volume 250 days (pcs.) | - EUR (-)                 |
| YTD High   date                             | 103.5350 EUR (2024/05/15) |
| YTD Low   date                              | 83.2745 EUR (2024/06/14)  |
| 52 Weeks High   date                        | - EUR (-)                 |
| 52 Weeks Low   date                         | - EUR (-)                 |

### Recent Research

| on sector  |   | on market             |   |
|------------|---|-----------------------|---|
| Date       |   | Headline              | Download  |
| 2024/08/12 |  | Global Equity Ratings |  |
| 2024/07/24 |  | Global Equity Ratings |  |
| 2024/07/12 |  | Global Equity Ratings |  |
| 2024/06/21 |  | Global Equity Ratings |  |
| 2024/06/14 |  | Global Equity Ratings |  |