

SONOVA HOLDING AG FUTURE (SONG) - EUX/202612

2024/08/07 18:43:33

Price
280.5967 CHFDifference  3.40% (9.24)

General attributes

Symbol	SONGZ26
Exchange	Eurex
Currency	CHF
Security type	Future
Underlying	SONOVA HOLDING AG
Maturity	12-2026
Contract size	100

Market data

Bid (Bid size)	- CHF (-)
Ask (Ask size)	- CHF (-)
Open	280.5967 CHF
High	280.5967 CHF
Low	280.5967 CHF
Close (prev. day)	271.3583 CHF
Underlying	SONOVA HOLDING AG
Underlying price (date)	277.00 (24/08/08)
Settlement price (date)	280.60 (24/08/07)
Open Interest	0

Performance and Risk

	6m	1Y	3Y
Perf (%)	+0.80%	-	-
Perf (abs.)	+2.23	-	-
Beta	-	-	-
Volatility	27.51	-	-

Futures and Options

Related Futures	-
Related Options	-










Information about previous performance does not guarantee future performance.
Source: FactSet

Price data

Ø price 5 days Ø volume 5 days (pcs.)	267.5260 CHF (0)
Ø price 30 days Ø volume 30 days (pcs.)	271.7343 CHF (0)
Ø price 100 days Ø volume 100 days (pcs.)	270.3052 CHF (0)
Ø price 250 days Ø volume 250 days (pcs.)	- CHF (-)
YTD High date	297.9040 CHF (2024/05/23)
YTD Low date	245.6405 CHF (2024/04/19)
52 Weeks High date	- CHF (-)
52 Weeks Low date	- CHF (-)

Recent Research

on sector		on market	
Date		Headline	Download
2024/07/24		Global Equity Ratings	
2024/07/12		Global Equity Ratings	
2024/06/21		Global Equity Ratings	
2024/06/14		Global Equity Ratings	
2024/05/29		Global Equity Ratings	