

ACCOR S.A. FUTURE (ACRI) - EUX/202612

2024/07/16 18:49:47

Price
40.2378 EUR

Difference  -1.21% (-0.49)

General attributes

Symbol	ACRIZ26
Exchange	Eurex
Currency	EUR
Security type	Future
Underlying	ACCOR S.A.
Maturity	12-2026
Contract size	100

Market data

Bid (Bid size)	- EUR (-)
Ask (Ask size)	- EUR (-)
Open	40.2378 EUR
High	40.2378 EUR
Low	40.2378 EUR
Close (prev. day)	40.7295 EUR
Underlying	ACCOR S.A.
Underlying price (date)	39.13 (24/07/16)
Settlement price (date)	40.24 (24/07/16)
Open Interest	0

Performance and Risk

	6m	1Y	3Y
Perf (%)	+13.40%	-	-
Perf (abs.)	+4.81	-	-
Beta	-	-	-
Volatility	21.35	-	-

Futures and Options

Related Futures	-
Related Options	-







Information about previous performance does not guarantee future performance.
Source: FactSet

Price data

Ø price 5 days Ø volume 5 days (pcs.)	40.3988 EUR (0)
Ø price 30 days Ø volume 30 days (pcs.)	39.9426 EUR (0)
Ø price 100 days Ø volume 100 days (pcs.)	40.8367 EUR (0)
Ø price 250 days Ø volume 250 days (pcs.)	- EUR (-)
YTD High date	43.6096 EUR (2024/03/26)
YTD Low date	34.7618 EUR (2024/01/03)
52 Weeks High date	- EUR (-)
52 Weeks Low date	- EUR (-)

Recent Research

on sector		on market	
Date		Headline	Download
2024/07/12		Global Equity Ratings	
2024/06/21		Global Equity Ratings	
2024/06/14		Global Equity Ratings	
2024/05/29		Global Equity Ratings	
2024/04/26		Global Equity Ratings	