

## K+S AKTIENGESELLSCHAFT FUTURE (SDXH) - EUX/202612

2024/06/21 19:17:44

Price  
12.6432 EURDifference  0.60% (0.08)

## General attributes

|               |         |
|---------------|---------|
| Symbol        | SDXHZ26 |
| Exchange      | Eurex   |
| Currency      | EUR     |
| Security type | Future  |
| Underlying    | K+S AG  |
| Maturity      | 12-2026 |
| Contract size | 100     |

## Market data

|                         |                  |
|-------------------------|------------------|
| Bid (Bid size)          | - EUR (-)        |
| Ask (Ask size)          | - EUR (-)        |
| Open                    | 12.6432 EUR      |
| High                    | 12.6432 EUR      |
| Low                     | 12.6432 EUR      |
| Close (prev. day)       | 12.5682 EUR      |
| Underlying              | K+S AG           |
| Underlying price (date) | 12.39 (24/06/21) |
| Settlement price (date) | 12.64 (24/06/21) |
| Open Interest           | 0                |

## Performance and Risk

|             | 6m      | 1Y | 3Y |
|-------------|---------|----|----|
| Perf (%)    | -11.88% | -  | -  |
| Perf (abs.) | -1.70   | -  | -  |
| Beta        | -       | -  | -  |
| Volatility  | 24.90   | -  | -  |

## Futures and Options

|                 |   |
|-----------------|---|
| Related Futures | - |
| Related Options | - |













Information about previous performance does not guarantee future performance.  
Source: FactSet

## Price data

|   |                          |
|---|--------------------------|
| Ø price 5 days   Ø volume 5 days (pcs.)     | 12.6037 EUR (0)          |
| Ø price 30 days   Ø volume 30 days (pcs.)   | 13.4916 EUR (0)          |
| Ø price 100 days   Ø volume 100 days (pcs.) | 13.2392 EUR (0)          |
| Ø price 250 days   Ø volume 250 days (pcs.) | - EUR (-)                |
| YTD High   date                             | 14.5898 EUR (2024/04/04) |
| YTD Low   date                              | 12.0474 EUR (2024/02/21) |
| 52 Weeks High   date                        | - EUR (-)                |
| 52 Weeks Low   date                         | - EUR (-)                |

## Recent Research

| on sector  |   | on market             |   |
|------------|---|-----------------------|---|
| Date       |   | Headline              | Download  |
| 2024/06/21 |  | Global Equity Ratings |  |
| 2024/06/14 |  | Global Equity Ratings |  |
| 2024/05/29 |  | Global Equity Ratings |  |
| 2024/04/26 |  | Global Equity Ratings |  |
| 2024/04/03 |  | Global Equity Ratings |  |