

K+S AKTIENGESELLSCHAFT FUTURE (SDXH) - EUX/202612

2024/06/21 19:17:44

Price
12.6432 EURDifference  0.60% (0.08)

General attributes

Symbol	SDXHZ26
Exchange	Eurex
Currency	EUR
Security type	Future
Underlying	K+S AG
Maturity	12-2026
Contract size	100

Market data

Bid (Bid size)	- EUR (-)
Ask (Ask size)	- EUR (-)
Open	12.6432 EUR
High	12.6432 EUR
Low	12.6432 EUR
Close (prev. day)	12.5682 EUR
Underlying	K+S AG
Underlying price (date)	12.39 (24/06/21)
Settlement price (date)	12.64 (24/06/21)
Open Interest	0

Performance and Risk

	6m	1Y	3Y
Perf (%)	-11.88%	-	-
Perf (abs.)	-1.70	-	-
Beta	-	-	-
Volatility	24.90	-	-

Futures and Options

Related Futures	-
Related Options	-











5Y

Information about previous performance does not guarantee future performance.
Source: FactSet

Price data

Ø price 5 days Ø volume 5 days (pcs.)	12.6037 EUR (0)
Ø price 30 days Ø volume 30 days (pcs.)	13.4916 EUR (0)
Ø price 100 days Ø volume 100 days (pcs.)	13.2392 EUR (0)
Ø price 250 days Ø volume 250 days (pcs.)	- EUR (-)
YTD High date	14.5898 EUR (2024/04/04)
YTD Low date	12.0474 EUR (2024/02/21)
52 Weeks High date	- EUR (-)
52 Weeks Low date	- EUR (-)

Recent Research

on sector		on market	
Date		Headline	Download
2024/06/21		Global Equity Ratings	
2024/06/14		Global Equity Ratings	
2024/05/29		Global Equity Ratings	
2024/04/26		Global Equity Ratings	
2024/04/03		Global Equity Ratings	