

K+S AKTIENGESELLSCHAFT FUTURE (SDXH) - EUX/202612

2024/06/14 18:39:23

Price
12.9037 EURDifference  -0.72% (-0.09)

General attributes

Symbol	SDXHZ26
Exchange	Eurex
Currency	EUR
Security type	Future
Underlying	K+S AG
Maturity	12-2026
Contract size	100

Market data

Bid (Bid size)	- EUR (-)
Ask (Ask size)	- EUR (-)
Open	12.9037 EUR
High	12.9037 EUR
Low	12.9037 EUR
Close (prev. day)	12.9973 EUR
Underlying	K+S AG
Underlying price (date)	12.63 (24/06/14)
Settlement price (date)	12.90 (24/06/14)
Open Interest	0

Performance and Risk

	6m	1Y	3Y
Perf (%)	-8.29%	-	-
Perf (abs.)	-1.17	-	-
Beta	-	-	-
Volatility	24.90	-	-

Futures and Options

Related Futures	-
Related Options	-






5Y

Information about previous performance does not guarantee future performance.
Source: FactSet

Price data

Ø price 5 days Ø volume 5 days (pcs.)	13.1307 EUR (0)
Ø price 30 days Ø volume 30 days (pcs.)	13.6429 EUR (0)
Ø price 100 days Ø volume 100 days (pcs.)	13.2597 EUR (0)
Ø price 250 days Ø volume 250 days (pcs.)	- EUR (-)
YTD High date	14.5898 EUR (2024/04/04)
YTD Low date	12.0474 EUR (2024/02/21)
52 Weeks High date	- EUR (-)
52 Weeks Low date	- EUR (-)

Recent Research

on sector		on market	
Date		Headline	Download
2024/06/14		Global Equity Ratings	
2024/06/14		Akciové trhy - denní zpráva	
2024/06/13		Akciové trhy - denní zpráva	
2024/06/12		Akciové trhy - denní zpráva	
2024/06/11		Akciové trhy - denní zpráva	