


# ROYAL BANK OF CANADA FUTURE (RYFF) - EUX/202612

2024/08/30 18:37:12

**Price**  
**122.1446** USD

**Difference**  **-0.40% (-0.49)**

**General attributes**

Symbol RYFFZ26  
 Exchange Eurex  
 Currency USD  
 Security type Future  
 Underlying ROYAL BANK OF CANADA  
 Maturity 12-2026  
 Contract size 100

**Market data**

Bid (Bid size) - USD (-)  
 Ask (Ask size) - USD (-)  
 Open 122.1446 USD  
 High 122.1446 USD  
 Low 122.1446 USD  
 Close (prev. day) 122.6318 USD  
 Underlying ROYAL BANK OF CANADA  
 Underlying price (date) 162.98 (24/08/30)  
 Settlement price (date) 122.14 (24/08/30)  
 Open Interest 0

**Performance and Risk**

	6m	1Y	3Y
Perf (%)	+24.12%	-	-
Perf (abs.)	+23.74	-	-
Beta	-	-	-
Volatility	18.41	-	-

**Futures and Options**

Related Futures -  
 Related Options -





Information about previous performance does not guarantee future performance.  
 Source: FactSet

**Price data**

Ø price 5 days   Ø volume 5 days (pcs.)	120.5486 USD (0)
Ø price 30 days   Ø volume 30 days (pcs.)	114.0368 USD (0)
Ø price 100 days   Ø volume 100 days (pcs.)	109.8684 USD (0)
Ø price 250 days   Ø volume 250 days (pcs.)	- USD (-)
YTD High   date	122.6318 USD (2024/08/29)
YTD Low   date	98.0416 USD (2024/01/17)
52 Weeks High   date	- USD (-)
52 Weeks Low   date	- USD (-)

**Recent Research**

on underlying		on sector	
Date		Headline	Download
2024/08/12		Global Equity Ratings	
2024/07/24		Global Equity Ratings	
2024/07/12		Global Equity Ratings	
2024/06/21		Global Equity Ratings	
2024/06/14		Global Equity Ratings	