

## AXA S.A. FUTURE (AXAG) - EUX/202612

2024/08/15 18:47:40

Price  
**31.6228** EURDifference  1.13% (0.35)

## General attributes

Symbol	AXAGZ26
Exchange	Eurex
Currency	EUR
Security type	Future
Underlying	AXA S.A.
Maturity	12-2026
Contract size	100

## Market data

Bid (Bid size)	- EUR (-)
Ask (Ask size)	- EUR (-)
Open	31.6228 EUR
High	31.6228 EUR
Low	31.6228 EUR
Close (prev. day)	31.2685 EUR
Underlying	AXA S.A.
Underlying price (date)	33.36 (24/08/16)
Settlement price (date)	31.62 (24/08/15)
Open Interest	0

## Performance and Risk

	6m	1Y	3Y
Perf (%)	+12.75%	-	-
Perf (abs.)	+3.58	-	-
Beta	-	-	-
Volatility	21.51	-	-

## Futures and Options

Related Futures	-
Related Options	-

5Y








Information about previous performance does not guarantee future performance.  
Source: FactSet

## Price data

Ø price 5 days   Ø volume 5 days (pcs.)	31.1705 EUR (0)
Ø price 30 days   Ø volume 30 days (pcs.)	30.9285 EUR (0)
Ø price 100 days   Ø volume 100 days (pcs.)	31.2187 EUR (0)
Ø price 250 days   Ø volume 250 days (pcs.)	- EUR (-)
YTD High   date	32.9162 EUR (2024/05/21)
YTD Low   date	26.1894 EUR (2024/01/11)
52 Weeks High   date	- EUR (-)
52 Weeks Low   date	- EUR (-)

## Recent Research

on sector		on market	
Date		Headline	Download
2024/08/16		Akciové trhy - denní zpráva	
2024/08/15		Akciové trhy - denní zpráva	
2024/08/14		Akciové trhy - denní zpráva	
2024/08/13		Akciové trhy - denní zpráva	
2024/08/12		Global Equity Ratings	