

INFINEON TECHNOLOGIES AG FUTURE (IFXG) - EUX/202612

2024/07/11 19:04:17

Price
37.712 EUR

Difference  **-0.28% (-0.11)**

General attributes

Symbol	IFXGZ26
Exchange	Eurex
Currency	EUR
Security type	Future
Underlying	INFINEON TECHNOLOGIES AG
Maturity	12-2026
Contract size	100

Market data

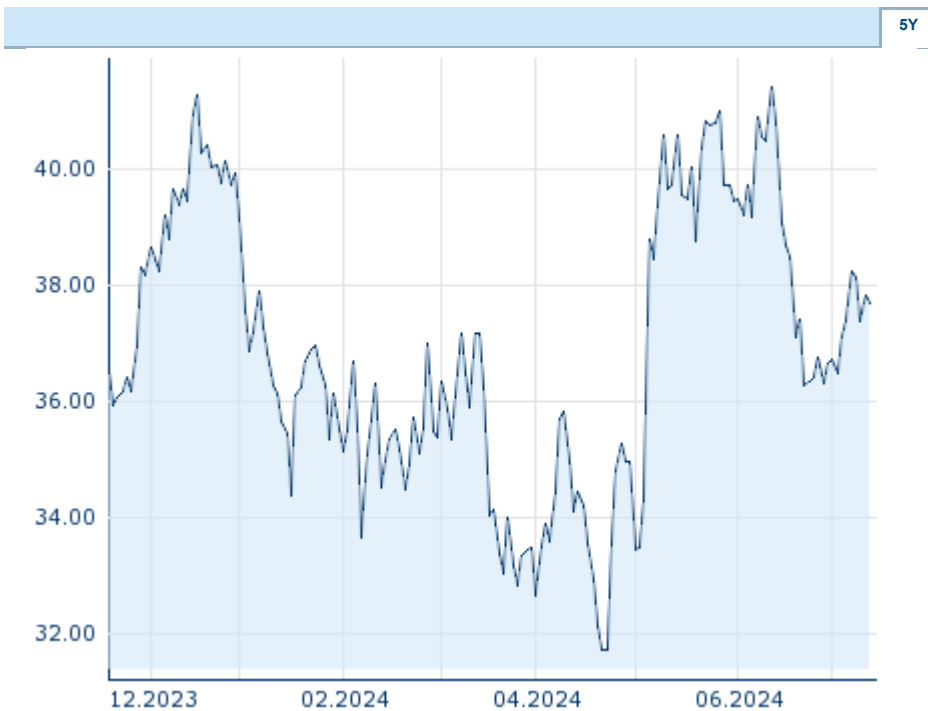
Bid (Bid size)	- EUR (-)
Ask (Ask size)	- EUR (-)
Open	37.712 EUR
High	37.712 EUR
Low	37.712 EUR
Close (prev. day)	37.8181 EUR
Underlying	INFINEON TECHNOLOGIES AG
Underlying price (date)	35.30 (24/07/11)
Settlement price (date)	37.71 (24/07/11)
Open Interest	0

Performance and Risk

	6m	1Y	3Y
Perf (%)	+3.98%	-	-
Perf (abs.)	+1.44	-	-
Beta	-	-	-
Volatility	39.77	-	-

Futures and Options

Related Futures	-
Related Options	-






Information about previous performance does not guarantee future performance.
Source: FactSet

Price data

Ø price 5 days Ø volume 5 days (pcs.)	37.863 EUR (0)
Ø price 30 days Ø volume 30 days (pcs.)	38.261 EUR (0)
Ø price 100 days Ø volume 100 days (pcs.)	36.627 EUR (0)
Ø price 250 days Ø volume 250 days (pcs.)	- EUR (-)
YTD High date	41.420 EUR (2024/06/12)
YTD Low date	31.729 EUR (2024/04/22)
52 Weeks High date	- EUR (-)
52 Weeks Low date	- EUR (-)

Recent Research

on underlying	on sector	on market	
Date		Headline	Download
2024/06/21		Global Equity Ratings	
2024/06/14		Global Equity Ratings	
2024/05/29		Global Equity Ratings	
2024/04/26		Global Equity Ratings	
2024/04/03		Global Equity Ratings	