

ACCIONA S.A. FUTURE (ANAG) - EUX/202612

2024/06/14 18:38:39

Price
111.5491 EUR

Difference  **-0.68% (-0.76)**

General attributes

Symbol	ANAGZ26
Exchange	Eurex
Currency	EUR
Security type	Future
Underlying	ACCIONA SA EUR1
Maturity	12-2026
Contract size	100

Market data

Bid (Bid size)	- EUR (-)
Ask (Ask size)	- EUR (-)
Open	111.5491 EUR
High	111.5491 EUR
Low	111.5491 EUR
Close (prev. day)	112.3138 EUR
Underlying	ACCIONA SA EUR1
Underlying price (date)	115.60 (24/06/14)
Settlement price (date)	111.55 (24/06/14)
Open Interest	0

Performance and Risk

	6m	1Y	3Y
Perf (%)	-19.50%	-	-
Perf (abs.)	-27.01	-	-
Beta	-	-	-
Volatility	36.44	-	-

Futures and Options

Related Futures	-
Related Options	-












5Y

Information about previous performance does not guarantee future performance.
Source: FactSet

Price data

Ø price 5 days Ø volume 5 days (pcs.)	113.3098 EUR (0)
Ø price 30 days Ø volume 30 days (pcs.)	115.9253 EUR (0)
Ø price 100 days Ø volume 100 days (pcs.)	109.7352 EUR (0)
Ø price 250 days Ø volume 250 days (pcs.)	- EUR (-)
YTD High date	128.7133 EUR (2024/01/02)
YTD Low date	95.7258 EUR (2024/02/28)
52 Weeks High date	- EUR (-)
52 Weeks Low date	- EUR (-)

Recent Research

on sector		on market	
Date		Headline	Download
2024/06/14		Global Equity Ratings	
2024/05/29		Global Equity Ratings	
2024/04/26		Global Equity Ratings	
2024/04/03		Global Equity Ratings	
2024/03/13		Global Equity Ratings	