

HEIDELBERGCEMENT AG FUTURE (HEFG) - EUX/202612

2024/07/11 19:04:15

Price
104.1261 EURDifference  1.93% (1.97)

General attributes

Symbol	HEFGZ26
Exchange	Eurex
Currency	EUR
Security type	Future
Underlying	HEIDELBERG MATERIALS AG
Maturity	12-2026
Contract size	100

Market data

Bid (Bid size)	- EUR (-)
Ask (Ask size)	- EUR (-)
Open	104.1261 EUR
High	104.1261 EUR
Low	104.1261 EUR
Close (prev. day)	102.1591 EUR
Underlying	HEIDELBERG MATERIALS AG
Underlying price (date)	99.76 (24/07/11)
Settlement price (date)	104.13 (24/07/11)
Open Interest	0

Performance and Risk

	6m	1Y	3Y
Perf (%)	+22.42%	-	-
Perf (abs.)	+19.07	-	-
Beta	-	-	-
Volatility	24.90	-	-

Futures and Options

Related Futures	-
Related Options	-












5Y

Information about previous performance does not guarantee future performance.
Source: FactSet

Price data

Ø price 5 days Ø volume 5 days (pcs.)	102.9787 EUR (0)
Ø price 30 days Ø volume 30 days (pcs.)	100.5980 EUR (0)
Ø price 100 days Ø volume 100 days (pcs.)	98.1977 EUR (0)
Ø price 250 days Ø volume 250 days (pcs.)	- EUR (-)
YTD High date	105.0056 EUR (2024/05/10)
YTD Low date	78.5420 EUR (2024/01/03)
52 Weeks High date	- EUR (-)
52 Weeks Low date	- EUR (-)

Recent Research

on sector		on market	
Date		Headline	Download
2024/06/21		Global Equity Ratings	
2024/06/14		Global Equity Ratings	
2024/05/29		Global Equity Ratings	
2024/04/26		Global Equity Ratings	
2024/04/03		Global Equity Ratings	