

KESKO OY FUTURE (KEKG) - EUX/202612

2024/09/18 18:40:59

Price
16.8153 EUR

Difference  -0.39% (-0.07)

General attributes

Symbol	KEKGZ26
Exchange	Eurex
Currency	EUR
Security type	Future
Underlying	KESKO OYJ CLASS B
Maturity	12-2026
Contract size	100

Market data

Bid (Bid size)	- EUR (-)
Ask (Ask size)	- EUR (-)
Open	16.8153 EUR
High	16.8153 EUR
Low	16.8153 EUR
Close (prev. day)	16.8807 EUR
Underlying	KESKO OYJ CLASS B
Underlying price (date)	18.18 (24/09/18)
Settlement price (date)	16.82 (24/09/18)
Open Interest	0

Performance and Risk

	6m	1Y	3Y
Perf (%)	+8.95%	-	-
Perf (abs.)	+1.39	-	-
Beta	-	-	-
Volatility	23.56	-	-

Futures and Options

Related Futures	-
Related Options	-

5Y










Information about previous performance does not guarantee future performance.
Source: FactSet

Price data

Ø price 5 days Ø volume 5 days (pcs.)	16.8318 EUR (0)
Ø price 30 days Ø volume 30 days (pcs.)	16.7267 EUR (0)
Ø price 100 days Ø volume 100 days (pcs.)	15.6327 EUR (0)
Ø price 250 days Ø volume 250 days (pcs.)	- EUR (-)
YTD High date	17.1960 EUR (2024/09/09)
YTD Low date	14.4218 EUR (2024/04/25)
52 Weeks High date	- EUR (-)
52 Weeks Low date	- EUR (-)

Recent Research

on sector		on market	
Date		Headline	Download
2024/09/11		Global Equity Ratings	
2024/09/05		Global Equity Ratings	
2024/08/12		Global Equity Ratings	
2024/07/24		Global Equity Ratings	
2024/07/12		Global Equity Ratings	