

KESKO OY FUTURE (KEKG) - EUX/202612

2024/08/07 18:43:19

Price
15.97 EUR

Difference  7.56% (1.12)

General attributes

Symbol	KEKGZ26
Exchange	Eurex
Currency	EUR
Security type	Future
Underlying	KESKO OYJ CLASS B
Maturity	12-2026
Contract size	100

Market data

Bid (Bid size)	- EUR (-)
Ask (Ask size)	- EUR (-)
Open	15.97 EUR
High	15.97 EUR
Low	15.97 EUR
Close (prev. day)	14.8469 EUR
Underlying	KESKO OYJ CLASS B
Underlying price (date)	17.315 (24/08/07)
Settlement price (date)	15.97 (24/08/07)
Open Interest	0

Performance and Risk

	6m	1Y	3Y
Perf (%)	-7.47%	-	-
Perf (abs.)	-1.20	-	-
Beta	-	-	-
Volatility	22.23	-	-

Futures and Options

Related Futures	-
Related Options	-

5Y










Information about previous performance does not guarantee future performance.
Source: FactSet

Price data

Ø price 5 days Ø volume 5 days (pcs.)	15.12 EUR (0)
Ø price 30 days Ø volume 30 days (pcs.)	15.23 EUR (0)
Ø price 100 days Ø volume 100 days (pcs.)	15.24 EUR (0)
Ø price 250 days Ø volume 250 days (pcs.)	- EUR (-)
YTD High date	17.16 EUR (2024/01/30)
YTD Low date	14.42 EUR (2024/04/25)
52 Weeks High date	- EUR (-)
52 Weeks Low date	- EUR (-)

Recent Research

on sector		on market	
Date		Headline	Download
2024/07/24		Global Equity Ratings	
2024/07/12		Global Equity Ratings	
2024/06/21		Global Equity Ratings	
2024/06/14		Global Equity Ratings	
2024/05/29		Global Equity Ratings	