

LAS VEGAS SANDS CORP. FUTURE (LVSF) - EUX/202612

2024/07/17 18:45:58

Price
45.072 USD

Difference  -0.96% (-0.44)

General attributes

Symbol	LVSFZ26
Exchange	Eurex
Currency	USD
Security type	Future
Underlying	LAS VEGAS SANDS CORP
Maturity	12-2026
Contract size	100

Market data

Bid (Bid size)	- USD (-)
Ask (Ask size)	- USD (-)
Open	45.072 USD
High	45.072 USD
Low	45.072 USD
Close (prev. day)	45.5075 USD
Underlying	LAS VEGAS SANDS CORP
Underlying price (date)	42.34 (24/07/17)
Settlement price (date)	45.07 (24/07/17)
Open Interest	0

Performance and Risk

	6m	1Y	3Y
Perf (%)	-13.14%	-	-
Perf (abs.)	-6.82	-	-
Beta	-	-	-
Volatility	25.08	-	-

Futures and Options

Related Futures	-
Related Options	-

5Y








Information about previous performance does not guarantee future performance.
Source: FactSet

Price data

Ø price 5 days Ø volume 5 days (pcs.)	45.184 USD (0)
Ø price 30 days Ø volume 30 days (pcs.)	46.563 USD (0)
Ø price 100 days Ø volume 100 days (pcs.)	51.265 USD (0)
Ø price 250 days Ø volume 250 days (pcs.)	- USD (-)
YTD High date	60.830 USD (2024/02/16)
YTD Low date	44.014 USD (2024/07/10)
52 Weeks High date	- USD (-)
52 Weeks Low date	- USD (-)

Recent Research

on sector	on market		
Date		Headline	Download
2024/07/12		Global Equity Ratings	
2024/06/21		Global Equity Ratings	
2024/06/14		Global Equity Ratings	
2024/05/29		Global Equity Ratings	
2024/04/26		Global Equity Ratings	