

VIACOMCBS INC. FUTURE (CBSF) - EUX/202612

2024/07/29 18:35:11

Price
11.9432 USD

Difference  -0.15% (-0.02)

General attributes

Symbol	CBSFZ26
Exchange	Eurex
Currency	USD
Security type	Future
Underlying	PARAMOUNT GLOBAL CL 'B'
Maturity	12-2026
Contract size	100

Market data

Bid (Bid size)	- USD (-)
Ask (Ask size)	- USD (-)
Open	11.9432 USD
High	11.9432 USD
Low	11.9432 USD
Close (prev. day)	11.9613 USD
Underlying	PARAMOUNT GLOBAL CL 'B'
Underlying price (date)	11.06 (24/07/29)
Settlement price (date)	11.94 (24/07/29)
Open Interest	0

Performance and Risk

	6m	1Y	3Y
Perf (%)	-19.42%	-	-
Perf (abs.)	-2.88	-	-
Beta	-	-	-
Volatility	56.85	-	-

Futures and Options

Related Futures	-
Related Options	-

5Y












Information about previous performance does not guarantee future performance.
Source: FactSet

Price data

Ø price 5 days Ø volume 5 days (pcs.)	12.2313 USD (0)
Ø price 30 days Ø volume 30 days (pcs.)	11.7719 USD (0)
Ø price 100 days Ø volume 100 days (pcs.)	12.5082 USD (0)
Ø price 250 days Ø volume 250 days (pcs.)	- USD (-)
YTD High date	16.1875 USD (2024/01/08)
YTD Low date	10.4737 USD (2024/06/18)
52 Weeks High date	- USD (-)
52 Weeks Low date	- USD (-)

Recent Research

on sector		on market	
Date		Headline	Download
2024/07/24		Global Equity Ratings	
2024/07/12		Global Equity Ratings	
2024/06/21		Global Equity Ratings	
2024/06/14		Global Equity Ratings	
2024/05/29		Global Equity Ratings	