

VISA INC. FUTURE (VISG) - EUX/202612

2024/09/18 18:41:41

Price
310.4523 USD

Difference  -0.94% (-2.93)

General attributes

Symbol	VISGZ26
Exchange	Eurex
Currency	USD
Security type	Future
Underlying	VISA INC.
Maturity	12-2026
Contract size	100

Market data

Bid (Bid size)	- USD (-)
Ask (Ask size)	- USD (-)
Open	310.4523 USD
High	310.4523 USD
Low	310.4523 USD
Close (prev. day)	313.3867 USD
Underlying	VISA INC.
Underlying price (date)	289.73 (24/09/18)
Settlement price (date)	310.45 (24/09/18)
Open Interest	0

Performance and Risk

	6m	1Y	3Y
Perf (%)	-0.98%	-	-
Perf (abs.)	-3.10	-	-
Beta	-	-	-
Volatility	16.65	-	-

Futures and Options

Related Futures	-
Related Options	-











Information about previous performance does not guarantee future performance.
Source: FactSet

Price data

Ø price 5 days Ø volume 5 days (pcs.)	306.9249 USD (0)
Ø price 30 days Ø volume 30 days (pcs.)	293.9916 USD (0)
Ø price 100 days Ø volume 100 days (pcs.)	297.4454 USD (0)
Ø price 250 days Ø volume 250 days (pcs.)	- USD (-)
YTD High date	324.0321 USD (2024/03/21)
YTD Low date	277.5865 USD (2024/07/24)
52 Weeks High date	- USD (-)
52 Weeks Low date	- USD (-)

Recent Research

on underlying	on sector	on market	
Date		Headline	Download
2024/09/11		Global Equity Ratings	
2024/09/05		Global Equity Ratings	
2024/08/12		Global Equity Ratings	
2024/07/24		Global Equity Ratings	
2024/07/12		Global Equity Ratings	