

## COVESTRO AG FUTURE (1COF) - EUX/202612

2024/07/11 19:04:03

Price  
**58.1151** EURDifference  0.29% (0.17)

## General attributes

Symbol	1COFZ26
Exchange	Eurex
Currency	EUR
Security type	Future
Underlying	COVESTRO AG
Maturity	12-2026
Contract size	100

## Market data

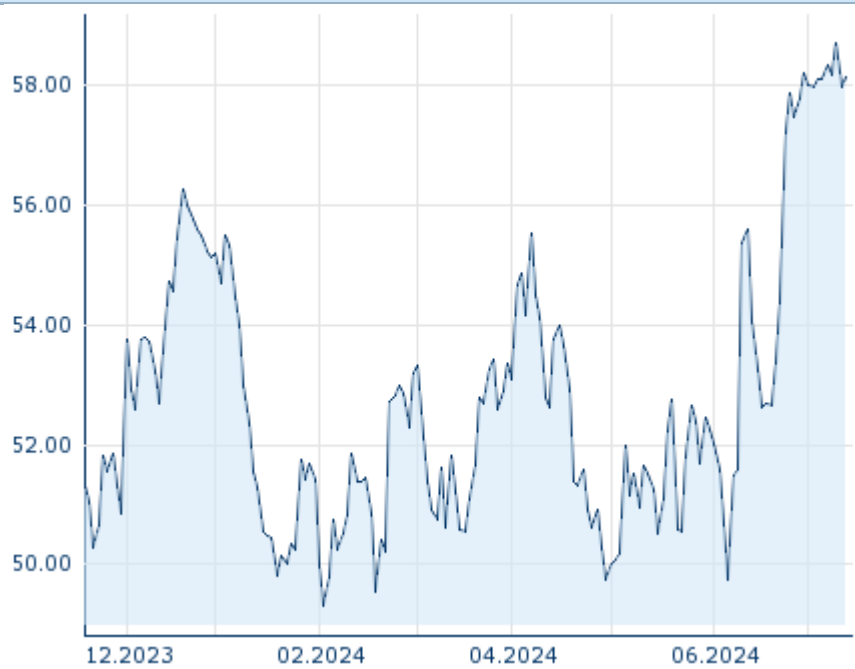
Bid (Bid size)	- EUR (-)
Ask (Ask size)	- EUR (-)
Open	58.1151 EUR
High	58.1151 EUR
Low	58.1151 EUR
Close (prev. day)	57.9462 EUR
Underlying	COVESTRO AG
Underlying price (date)	54.80 (24/07/11)
Settlement price (date)	58.12 (24/07/11)
Open Interest	0

## Performance and Risk

	6m	1Y	3Y
Perf (%)	+11.03%	-	-
Perf (abs.)	+5.77	-	-
Beta	-	-	-
Volatility	26.12	-	-

## Futures and Options

Related Futures	-
Related Options	-












Information about previous performance does not guarantee future performance.  
Source: FactSet

## Price data

Ø price 5 days   Ø volume 5 days (pcs.)	58.2481 EUR (0)
Ø price 30 days   Ø volume 30 days (pcs.)	55.1685 EUR (0)
Ø price 100 days   Ø volume 100 days (pcs.)	52.9723 EUR (0)
Ø price 250 days   Ø volume 250 days (pcs.)	- EUR (-)
YTD High   date	58.6892 EUR (2024/07/09)
YTD Low   date	49.3153 EUR (2024/02/02)
52 Weeks High   date	- EUR (-)
52 Weeks Low   date	- EUR (-)

## Recent Research

on sector		on market	
Date		Headline	Download
2024/06/21		Global Equity Ratings	
2024/06/14		Global Equity Ratings	
2024/05/29		Global Equity Ratings	
2024/04/26		Global Equity Ratings	
2024/04/03		Global Equity Ratings	