

HOLCIM LTD. FUTURE (HOLI) - EUX/202612

2024/06/05 18:48:54

Price
76.7421 CHF

Difference  1.23% (0.93)

General attributes

Symbol	HOLIZ26
Exchange	Eurex
Currency	CHF
Security type	Future
Underlying	HOLCIM LTD.
Maturity	12-2026
Contract size	100

Market data

Bid (Bid size)	- CHF (-)
Ask (Ask size)	- CHF (-)
Open	76.7421 CHF
High	76.7421 CHF
Low	76.7421 CHF
Close (prev. day)	75.8133 CHF
Underlying	HOLCIM LTD.
Underlying price (date)	79.08 (24/06/05)
Settlement price (date)	76.74 (24/06/05)
Open Interest	0

Performance and Risk

	6m	1Y	3Y
Perf (%)	+26.82%	-	-
Perf (abs.)	+16.04	-	-
Beta	-	-	-
Volatility	18.82	-	-

Futures and Options

Related Futures	-
Related Options	-

5Y












Information about previous performance does not guarantee future performance.
Source: FactSet

Price data

Ø price 5 days Ø volume 5 days (pcs.)	76.6000 CHF (0)
Ø price 30 days Ø volume 30 days (pcs.)	75.6496 CHF (0)
Ø price 100 days Ø volume 100 days (pcs.)	69.9310 CHF (0)
Ø price 250 days Ø volume 250 days (pcs.)	- CHF (-)
YTD High date	78.6603 CHF (2024/05/27)
YTD Low date	58.5815 CHF (2024/01/23)
52 Weeks High date	- CHF (-)
52 Weeks Low date	- CHF (-)

Recent Research

on sector		on market	
Date		Headline	Download
2024/05/29		Global Equity Ratings	
2024/04/26		Global Equity Ratings	
2024/04/03		Global Equity Ratings	
2024/03/13		Global Equity Ratings	
2024/02/22		Global Equity Ratings	