


ACS, ACT.DE CONSTR.Y SERV. SA FUTURE (OCIG) - EUX/202612

2024/07/15 18:41:32

Price
38.6894 EUR

Difference  **-0.42% (-0.16)**

General attributes

Symbol: OCIGZ26
 Exchange: Eurex
 Currency: EUR
 Security type: Future
 Underlying: ACS ACTIVIDADES DE CONSTRUCCIÓN Y SERVICIOS SA
 Maturity: 12-2026
 Contract size: 100

Market data

Bid (Bid size): - EUR (-)
 Ask (Ask size): - EUR (-)
 Open: 38.6894 EUR
 High: 38.6894 EUR
 Low: 38.6894 EUR
 Close (prev. day): 38.8517 EUR
 Underlying: ACS ACTIVIDADES DE CONSTRUCCIÓN Y SERVICIOS SA
 Underlying price (date): 39.22 (24/07/15)
 Settlement price (date): 38.69 (24/07/15)
 Open Interest: 0

Performance and Risk

	6m	1Y	3Y
Perf (%)	+3.03%	-	-
Perf (abs.)	+1.14	-	-
Beta	-	-	-
Volatility	25.64	-	-

Futures and Options

Related Futures: -
 Related Options: -





Information about previous performance does not guarantee future performance.
 Source: FactSet

Price data

Ø price 5 days | Ø volume 5 days (pcs.): 38.5194 EUR (0)
 Ø price 30 days | Ø volume 30 days (pcs.): 38.4686 EUR (0)
 Ø price 100 days | Ø volume 100 days (pcs.): 37.4280 EUR (0)
 Ø price 250 days | Ø volume 250 days (pcs.): - EUR (-)
 YTD High | date: 39.9907 EUR (2024/06/03)
 YTD Low | date: 32.9865 EUR (2024/01/29)
 52 Weeks High | date: - EUR (-)
 52 Weeks Low | date: - EUR (-)

Recent Research

on sector		on market	
Date		Headline	Download
2024/07/12		Global Equity Ratings	
2024/06/21		Global Equity Ratings	
2024/06/14		Global Equity Ratings	
2024/05/29		Global Equity Ratings	
2024/04/26		Global Equity Ratings	