

# GIVAUDAN AG FUTURE (GIVG) - EUX/202612

2024/07/17 18:45:43

**Price**  
**4,197.4543** CHF

**Difference**  **-1.84% (-78.84)**

**General attributes**

Symbol	GIVGZ26
Exchange	Eurex
Currency	CHF
Security type	Future
Underlying	GIVAUDAN SA
Maturity	12-2026
Contract size	10

**Market data**

Bid (Bid size)	- CHF (-)
Ask (Ask size)	- CHF (-)
Open	4,197.4543 CHF
High	4,197.4543 CHF
Low	4,197.4543 CHF
Close (prev. day)	4,276.2989 CHF
Underlying	GIVAUDAN SA
Underlying price (date)	4,217.00 (24/07/17)
Settlement price (date)	4,197.45 (24/07/17)
Open Interest	0

**Performance and Risk**

	6m	1Y	3Y
Perf (%)	+26.57%	-	-
Perf (abs.)	+881.14	-	-
Beta	-	-	-
Volatility	19.58	-	-

**Futures and Options**

Related Futures	-
Related Options	-






Information about previous performance does not guarantee future performance.  
 Source: FactSet

**Price data**

Ø price 5 days   Ø volume 5 days (pcs.)	4,292.7204 CHF (0)
Ø price 30 days   Ø volume 30 days (pcs.)	4,324.1939 CHF (0)
Ø price 100 days   Ø volume 100 days (pcs.)	4,114.4775 CHF (0)
Ø price 250 days   Ø volume 250 days (pcs.)	- CHF (-)
YTD High   date	4,407.1645 CHF (2024/06/10)
YTD Low   date	3,260.6007 CHF (2024/01/23)
52 Weeks High   date	- CHF (-)
52 Weeks Low   date	- CHF (-)

**Recent Research**

on sector		on market	
Date		Headline	Download
2024/07/12		Global Equity Ratings	
2024/06/21		Global Equity Ratings	
2024/06/14		Global Equity Ratings	
2024/05/29		Global Equity Ratings	
2024/04/26		Global Equity Ratings	