

ABBVIE INC. FUTURE (ABVF) - EUX/202612

2024/09/17 18:45:40

Price
195.2866 USD

Difference  **-0.70% (-1.37)**

General attributes

Symbol	ABVFZ26
Exchange	Eurex
Currency	USD
Security type	Future
Underlying	ABBVIE INC.
Maturity	12-2026
Contract size	100

Market data

Bid (Bid size)	- USD (-)
Ask (Ask size)	- USD (-)
Open	195.2866 USD
High	195.2866 USD
Low	195.2866 USD
Close (prev. day)	196.6536 USD
Underlying	ABBVIE INC.
Underlying price (date)	194.24 (24/09/18)
Settlement price (date)	195.29 (24/09/17)
Open Interest	0

Performance and Risk

	6m	1Y	3Y
Perf (%)	+5.34%	-	-
Perf (abs.)	+9.89	-	-
Beta	-	-	-
Volatility	21.17	-	-

Futures and Options

Related Futures	-
Related Options	-

5Y












Information about previous performance does not guarantee future performance.
Source: FactSet

Price data

Ø price 5 days Ø volume 5 days (pcs.)	196.0524 USD (0)
Ø price 30 days Ø volume 30 days (pcs.)	197.6260 USD (0)
Ø price 100 days Ø volume 100 days (pcs.)	180.4101 USD (0)
Ø price 250 days Ø volume 250 days (pcs.)	- USD (-)
YTD High date	202.4203 USD (2024/09/03)
YTD Low date	158.4890 USD (2024/01/02)
52 Weeks High date	- USD (-)
52 Weeks Low date	- USD (-)

Recent Research

on underlying	on sector	on market	
Date		Headline	Download
2024/09/11		Global Equity Ratings	
2024/09/05		Global Equity Ratings	
2024/08/12		Global Equity Ratings	
2024/07/24		Global Equity Ratings	
2024/07/12		Global Equity Ratings	