

ABBVIE INC. FUTURE (ABVF) - EUX/202612

2024/05/24 18:41:21

Price
162.0666 USD

Difference  **-1.36% (-2.24)**

General attributes

Symbol	ABVFZ26
Exchange	Eurex
Currency	USD
Security type	Future
Underlying	ABBVIE INC.
Maturity	12-2026
Contract size	100

Market data

Bid (Bid size)	- USD (-)
Ask (Ask size)	- USD (-)
Open	162.0666 USD
High	162.0666 USD
Low	162.0666 USD
Close (prev. day)	164.3038 USD
Underlying	ABBVIE INC.
Underlying price (date)	157.06 (24/05/24)
Settlement price (date)	162.07 (24/05/24)
Open Interest	0

Performance and Risk

	6m	1Y	3Y
Perf (%)	+11.25%	-	-
Perf (abs.)	+16.39	-	-
Beta	-	-	-
Volatility	19.47	-	-

Futures and Options

Related Futures	-
Related Options	-

5Y












Information about previous performance does not guarantee future performance.
Source: FactSet

Price data

Ø price 5 days Ø volume 5 days (pcs.)	166.1206 USD (0)
Ø price 30 days Ø volume 30 days (pcs.)	168.4263 USD (0)
Ø price 100 days Ø volume 100 days (pcs.)	173.9179 USD (0)
Ø price 250 days Ø volume 250 days (pcs.)	- USD (-)
YTD High date	186.9263 USD (2024/03/14)
YTD Low date	158.4890 USD (2024/01/02)
52 Weeks High date	- USD (-)
52 Weeks Low date	- USD (-)

Recent Research

on underlying	on sector	on market	
Date		Headline	Download
2024/04/26		Global Equity Ratings	
2024/04/03		Global Equity Ratings	
2024/03/13		Global Equity Ratings	
2024/02/22		Global Equity Ratings	
2024/02/14		Global Equity Ratings	