

FRESENIUS SE & CO. KGAA FUTURE (FREH) - EUX/202612

2024/10/18 19:07:11

Price
34.1138 EURDifference  0.24% (0.08)

General attributes

Symbol	FREHZ26
Exchange	Eurex
Currency	EUR
Security type	Future
Underlying	FRESENIUS SE & CO. KGAA
Maturity	12-2026
Contract size	100

Market data

Bid (Bid size)	- EUR (-)
Ask (Ask size)	- EUR (-)
Open	34.1138 EUR
High	34.1138 EUR
Low	34.1138 EUR
Close (prev. day)	34.0324 EUR
Underlying	FRESENIUS SE & CO. KGAA
Underlying price (date)	33.45 (24/10/18)
Settlement price (date)	34.11 (24/10/18)
Open Interest	0

Performance and Risk

	6m	1Y	3Y
Perf (%)	+23.25%	-	-
Perf (abs.)	+6.44	-	-
Beta	-	-	-
Volatility	20.48	-	-

Futures and Options

Related Futures	-
Related Options	-












5Y

Information about previous performance does not guarantee future performance.
Source: FactSet

Price data

Ø price 5 days Ø volume 5 days (pcs.)	34.3008 EUR (0)
Ø price 30 days Ø volume 30 days (pcs.)	34.6777 EUR (0)
Ø price 100 days Ø volume 100 days (pcs.)	32.6815 EUR (0)
Ø price 250 days Ø volume 250 days (pcs.)	- EUR (-)
YTD High date	35.6560 EUR (2024/09/13)
YTD Low date	25.3305 EUR (2024/03/25)
52 Weeks High date	- EUR (-)
52 Weeks Low date	- EUR (-)

Recent Research

on underlying	on sector	on market	
Date		Headline	Download
2022/05/04		Global Equity Ratings	
2022/04/27		Global Equity Ratings	
2022/04/14		Global Equity Ratings	
2022/03/29		Global Equity Ratings	
2022/03/10		Global Equity Ratings	