

# FRESENIUS SE & CO. KGAA FUTURE (FREH) - EUX/202612

2024/09/17 18:45:55

Price  
**35.5709** EUR

Difference  1.21% (0.42)

### General attributes

Symbol	FREHZ26
Exchange	Eurex
Currency	EUR
Security type	Future
Underlying	FRESENIUS SE & CO. KGAA
Maturity	12-2026
Contract size	100

### Market data

Bid (Bid size)	- EUR (-)
Ask (Ask size)	- EUR (-)
Open	35.5709 EUR
High	35.5709 EUR
Low	35.5709 EUR
Close (prev. day)	35.1469 EUR
Underlying	FRESENIUS SE & CO. KGAA
Underlying price (date)	34.22 (24/09/18)
Settlement price (date)	35.57 (24/09/17)
Open Interest	0

### Performance and Risk

	6m	1Y	3Y
Perf (%)	+37.39%	-	-
Perf (abs.)	+9.68	-	-
Beta	-	-	-
Volatility	21.69	-	-

### Futures and Options

Related Futures	-
Related Options	-












Information about previous performance does not guarantee future performance.  
Source: FactSet

### Price data

Ø price 5 days   Ø volume 5 days (pcs.)	35.2187 EUR (0)
Ø price 30 days   Ø volume 30 days (pcs.)	33.8870 EUR (0)
Ø price 100 days   Ø volume 100 days (pcs.)	31.5335 EUR (0)
Ø price 250 days   Ø volume 250 days (pcs.)	- EUR (-)
YTD High   date	35.6560 EUR (2024/09/13)
YTD Low   date	25.3305 EUR (2024/03/25)
52 Weeks High   date	- EUR (-)
52 Weeks Low   date	- EUR (-)

### Recent Research

on underlying	on sector	on market	
Date		Headline	Download
2022/05/04		Global Equity Ratings	
2022/04/27		Global Equity Ratings	
2022/04/14		Global Equity Ratings	
2022/03/29		Global Equity Ratings	
2022/03/10		Global Equity Ratings	