

FRESENIUS SE & CO. KGAA FUTURE (FREH) - EUX/202612

2024/07/16 18:50:20

Price
30.9103 EUR

Difference  2.66% (0.80)

General attributes

Symbol	FREHZ26
Exchange	Eurex
Currency	EUR
Security type	Future
Underlying	FRESENIUS SE & CO. KGAA
Maturity	12-2026
Contract size	100

Market data

Bid (Bid size)	- EUR (-)
Ask (Ask size)	- EUR (-)
Open	30.9103 EUR
High	30.9103 EUR
Low	30.9103 EUR
Close (prev. day)	30.1099 EUR
Underlying	FRESENIUS SE & CO. KGAA
Underlying price (date)	30.15 (24/07/17)
Settlement price (date)	30.91 (24/07/16)
Open Interest	0

Performance and Risk

	6m	1Y	3Y
Perf (%)	+12.98%	-	-
Perf (abs.)	+3.55	-	-
Beta	-	-	-
Volatility	22.36	-	-

Futures and Options

Related Futures	-
Related Options	-












5Y

Information about previous performance does not guarantee future performance.
Source: FactSet

Price data

Ø price 5 days Ø volume 5 days (pcs.)	30.5235 EUR (0)
Ø price 30 days Ø volume 30 days (pcs.)	30.2992 EUR (0)
Ø price 100 days Ø volume 100 days (pcs.)	28.4631 EUR (0)
Ø price 250 days Ø volume 250 days (pcs.)	- EUR (-)
YTD High date	31.7940 EUR (2024/06/07)
YTD Low date	25.3305 EUR (2024/03/25)
52 Weeks High date	- EUR (-)
52 Weeks Low date	- EUR (-)

Recent Research

on underlying	on sector	on market	
Date		Headline	Download
2022/05/04		Global Equity Ratings	
2022/04/27		Global Equity Ratings	
2022/04/14		Global Equity Ratings	
2022/03/29		Global Equity Ratings	
2022/03/10		Global Equity Ratings	