

ALIBABA GROUP HOLDING LTD. FUTURE (BABF) - EUX/202612

2024/07/26 18:34:54

5Y

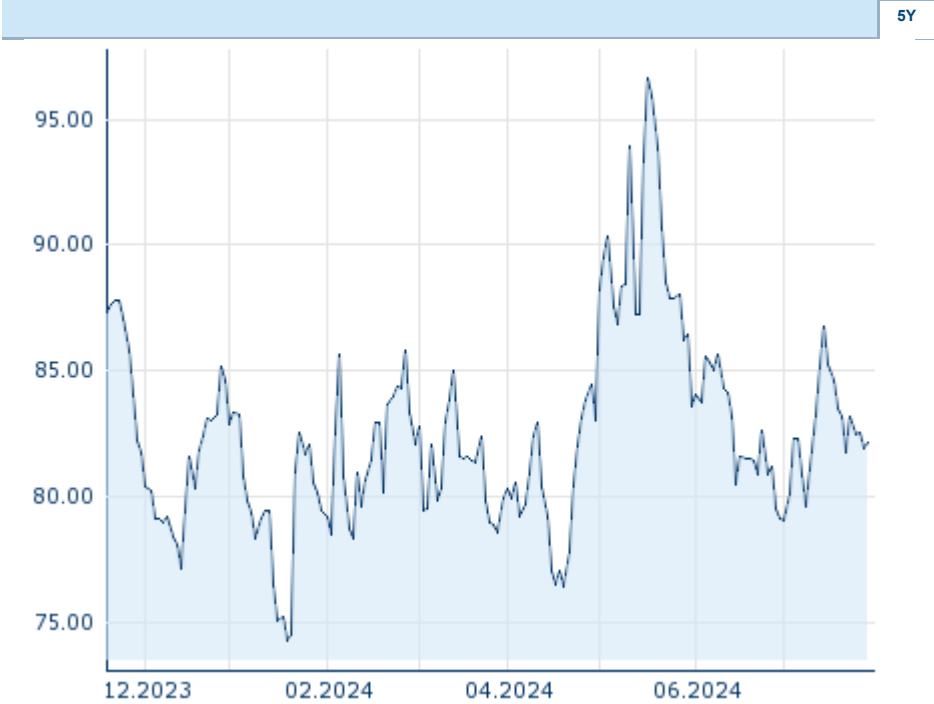
Price
82.1318 USD
 Difference  0.24% (0.19)

General attributes

Symbol BABFZ26
 Exchange Eurex
 Currency USD
 Security type Future
 Underlying ALIBABA GROUP HOLDING LTD. SP. ADR
 Maturity 12-2026
 Contract size 100

Market data

Bid (Bid size) - USD (-)
 Ask (Ask size) - USD (-)
 Open 82.1318 USD
 High 82.1318 USD
 Low 82.1318 USD
 Close (prev. day) 81.9369 USD
 Underlying ALIBABA GROUP HOLDING LTD. SP. ADR
 Underlying price (date) 76.53 (24/07/26)
 Settlement price (date) 82.13 (24/07/26)
 Open Interest 0



Information about previous performance does not guarantee future performance.
 Source: FactSet

Performance and Risk

	6m	1Y	3Y
Perf (%)	+0.09%	-	-
Perf (abs.)	+0.07	-	-
Beta	-	-	-
Volatility	35.32	-	-



Price data

Ø price 5 days Ø volume 5 days (pcs.)	82.4564 USD (0)
Ø price 30 days Ø volume 30 days (pcs.)	82.0663 USD (0)
Ø price 100 days Ø volume 100 days (pcs.)	83.3702 USD (0)
Ø price 250 days Ø volume 250 days (pcs.)	- USD (-)
YTD High date	96.6321 USD (2024/05/17)
YTD Low date	74.2687 USD (2024/01/19)
52 Weeks High date	- USD (-)
52 Weeks Low date	- USD (-)

Futures and Options

Related Futures -
 Related Options -

Recent Research

on underlying		on sector	
Date		Headline	Download
2024/07/24		Global Equity Ratings	
2024/07/12		Global Equity Ratings	
2024/06/21		Global Equity Ratings	
2024/06/14		Global Equity Ratings	
2024/05/29		Global Equity Ratings	