

EFG INTERNATIONAL AG FUTURE (EFGF) - EUX/202612

2024/07/18 18:33:52

Price
12.8175 CHFDifference  -0.11% (-0.01)

General attributes

Symbol	EFGFZ26
Exchange	Eurex
Currency	CHF
Security type	Future
Underlying	EFG INTERNATIONAL AG
Maturity	12-2026
Contract size	100

Market data

Bid (Bid size)	- CHF (-)
Ask (Ask size)	- CHF (-)
Open	12.8175 CHF
High	12.8175 CHF
Low	12.8175 CHF
Close (prev. day)	12.832 CHF
Underlying	EFG INTERNATIONAL AG
Underlying price (date)	13.32 (24/07/18)
Settlement price (date)	12.82 (24/07/18)
Open Interest	0

Performance and Risk

	6m	1Y	3Y
Perf (%)	+31.60%	-	-
Perf (abs.)	+3.08	-	-
Beta	-	-	-
Volatility	28.02	-	-

Futures and Options

Related Futures	-
Related Options	-









5Y

Price data

Ø price 5 days Ø volume 5 days (pcs.)	12.8668 CHF (0)
Ø price 30 days Ø volume 30 days (pcs.)	12.7164 CHF (0)
Ø price 100 days Ø volume 100 days (pcs.)	11.5877 CHF (0)
Ø price 250 days Ø volume 250 days (pcs.)	- CHF (-)
YTD High date	13.1192 CHF (2024/07/04)
YTD Low date	9.5604 CHF (2024/01/23)
52 Weeks High date	- CHF (-)
52 Weeks Low date	- CHF (-)

Recent Research

on sector		on market	
Date		Headline	Download
2024/07/18		Akciové trhy - denní zpráva	
2024/07/17		Akciové trhy - denní zpráva	
2024/07/16		Akciové trhy - denní zpráva	
2024/07/15		Akciové trhy - denní zpráva	
2024/07/12		Global Equity Ratings	