

# CITIGROUP INC. FUTURE (CITG) - EUX/202612

2024/08/15 18:47:50

Price  
**61.2983** USD

Difference  3.95% (2.33)

### General attributes

|               |               |
|---------------|---------------|
| Symbol        | CITGZ26       |
| Exchange      | Eurex         |
| Currency      | USD           |
| Security type | Future        |
| Underlying    | CITIGROUP INC |
| Maturity      | 12-2026       |
| Contract size | 100           |

### Market data

|                         |                  |
|-------------------------|------------------|
| Bid (Bid size)          | - USD (-)        |
| Ask (Ask size)          | - USD (-)        |
| Open                    | 61.2983 USD      |
| High                    | 61.2983 USD      |
| Low                     | 61.2983 USD      |
| Close (prev. day)       | 58.9695 USD      |
| Underlying              | CITIGROUP INC    |
| Underlying price (date) | 60.52 (24/08/15) |
| Settlement price (date) | 61.30 (24/08/15) |
| Open Interest           | 0                |

### Performance and Risk

|             | 6m     | 1Y | 3Y |
|-------------|--------|----|----|
| Perf (%)    | +9.68% | -  | -  |
| Perf (abs.) | +5.41  | -  | -  |
| Beta        | -      | -  | -  |
| Volatility  | 27.44  | -  | -  |

### Futures and Options

|                 |   |
|-----------------|---|
| Related Futures | - |
| Related Options | - |








Information about previous performance does not guarantee future performance.  
Source: FactSet

### Price data

|   |                          |
|---|--------------------------|
| Ø price 5 days   Ø volume 5 days (pcs.)     | 59.0614 USD (0)          |
| Ø price 30 days   Ø volume 30 days (pcs.)   | 63.7933 USD (0)          |
| Ø price 100 days   Ø volume 100 days (pcs.) | 63.7624 USD (0)          |
| Ø price 250 days   Ø volume 250 days (pcs.) | - USD (-)                |
| YTD High   date                             | 69.2913 USD (2024/07/17) |
| YTD Low   date                              | 49.9986 USD (2024/01/18) |
| 52 Weeks High   date                        | - USD (-)                |
| 52 Weeks Low   date                         | - USD (-)                |

### Recent Research

| on underlying | on sector   | on market             |   |
|---------------|---|-----------------------|---|
| Date          |   | Headline              | Download  |
| 2024/08/12    |  | Global Equity Ratings |  |
| 2024/07/24    |  | Global Equity Ratings |  |
| 2024/07/12    |  | Global Equity Ratings |  |
| 2024/06/21    |  | Global Equity Ratings |  |
| 2024/06/14    |  | Global Equity Ratings |  |