

OCI N.V. FUTURE (OICG) - EUX/202612

2024/09/18 18:41:11

Price
25.4334 EUR

Difference  -1.41% (-0.36)

General attributes

Symbol	OICGZ26
Exchange	Eurex
Currency	EUR
Security type	Future
Underlying	OCI N.V.
Maturity	12-2026
Contract size	100

Market data

Bid (Bid size)	- EUR (-)
Ask (Ask size)	- EUR (-)
Open	25.4334 EUR
High	25.4334 EUR
Low	25.4334 EUR
Close (prev. day)	25.798 EUR
Underlying	OCI N.V.
Underlying price (date)	26.33 (24/09/18)
Settlement price (date)	25.43 (24/09/18)
Open Interest	0

Performance and Risk

	6m	1Y	3Y
Perf (%)	+14.73%	-	-
Perf (abs.)	+3.31	-	-
Beta	-	-	-
Volatility	32.93	-	-

Futures and Options

Related Futures	-
Related Options	-

5Y











Information about previous performance does not guarantee future performance.
Source: FactSet

Price data

Ø price 5 days Ø volume 5 days (pcs.)	25.8492 EUR (0)
Ø price 30 days Ø volume 30 days (pcs.)	26.2449 EUR (0)
Ø price 100 days Ø volume 100 days (pcs.)	23.9260 EUR (0)
Ø price 250 days Ø volume 250 days (pcs.)	- EUR (-)
YTD High date	28.3583 EUR (2024/09/02)
YTD Low date	20.5629 EUR (2024/01/22)
52 Weeks High date	- EUR (-)
52 Weeks Low date	- EUR (-)

Recent Research

on sector		on market	
Date		Headline	Download
2024/09/11		Global Equity Ratings	
2024/09/05		Global Equity Ratings	
2024/08/12		Global Equity Ratings	
2024/07/24		Global Equity Ratings	
2024/07/12		Global Equity Ratings	