

## SARTORIUS AG FUTURE (SRTF) - EUX/202612

2024/10/18 19:07:34

Price  
**278.0649** EURDifference  -0.07% (-0.20)

## General attributes

Symbol	SRTFZ26
Exchange	Eurex
Currency	EUR
Security type	Future
Underlying	SARTORIUS AG VZ
Maturity	12-2026
Contract size	100

## Market data

Bid (Bid size)	- EUR (-)
Ask (Ask size)	- EUR (-)
Open	278.0649 EUR
High	278.0649 EUR
Low	278.0649 EUR
Close (prev. day)	278.2608 EUR
Underlying	SARTORIUS AG VZ
Underlying price (date)	266.20 (24/10/18)
Settlement price (date)	278.06 (24/10/18)
Open Interest	0

## Performance and Risk

	6m	1Y	3Y
Perf (%)	-7.50%	-	-
Perf (abs.)	-22.54	-	-
Beta	-	-	-
Volatility	55.70	-	-

## Futures and Options

Related Futures	-
Related Options	-

5Y











Information about previous performance does not guarantee future performance.  
Source: FactSet

## Price data

Ø price 5 days   Ø volume 5 days (pcs.)	259.4536 EUR (0)
Ø price 30 days   Ø volume 30 days (pcs.)	255.2831 EUR (0)
Ø price 100 days   Ø volume 100 days (pcs.)	253.5180 EUR (0)
Ø price 250 days   Ø volume 250 days (pcs.)	- EUR (-)
YTD High   date	410.3018 EUR (2024/03/22)
YTD Low   date	218.5199 EUR (2024/07/22)
52 Weeks High   date	- EUR (-)
52 Weeks Low   date	- EUR (-)

## Recent Research

on sector		on market	
Date		Headline	Download
2024/09/27		Global Equity Ratings	
2024/09/11		Global Equity Ratings	
2024/09/05		Global Equity Ratings	
2024/08/12		Global Equity Ratings	
2024/07/24		Global Equity Ratings	