

## SARTORIUS AG FUTURE (SRTF) - EUX/202612

2024/07/18 18:34:39

Price  
**264.2074** EURDifference  1.28% (3.33)

## General attributes

Symbol	SRTFZ26
Exchange	Eurex
Currency	EUR
Security type	Future
Underlying	SARTORIUS AG VZ
Maturity	12-2026
Contract size	100

## Market data

Bid (Bid size)	- EUR (-)
Ask (Ask size)	- EUR (-)
Open	264.2074 EUR
High	264.2074 EUR
Low	264.2074 EUR
Close (prev. day)	260.8762 EUR
Underlying	SARTORIUS AG VZ
Underlying price (date)	246.70 (24/07/18)
Settlement price (date)	264.21 (24/07/18)
Open Interest	0

## Performance and Risk

	6m	1Y	3Y
Perf (%)	-16.78%	-	-
Perf (abs.)	-52.62	-	-
Beta	-	-	-
Volatility	48.41	-	-

## Futures and Options

Related Futures	-
Related Options	-

5Y











Information about previous performance does not guarantee future performance.  
Source: FactSet

## Price data

Ø price 5 days   Ø volume 5 days (pcs.)	259.6324 EUR (0)
Ø price 30 days   Ø volume 30 days (pcs.)	249.7367 EUR (0)
Ø price 100 days   Ø volume 100 days (pcs.)	311.2566 EUR (0)
Ø price 250 days   Ø volume 250 days (pcs.)	- EUR (-)
YTD High   date	410.3018 EUR (2024/03/22)
YTD Low   date	225.0616 EUR (2024/06/19)
52 Weeks High   date	- EUR (-)
52 Weeks Low   date	- EUR (-)

## Recent Research

on sector		on market	
Date		Headline	Download
2024/07/12		Global Equity Ratings	
2024/06/21		Global Equity Ratings	
2024/06/14		Global Equity Ratings	
2024/05/29		Global Equity Ratings	
2024/04/26		Global Equity Ratings	