

FUCHS PETROLUB SE FUTURE (FPEG) - EUX/202612

2024/07/05 19:03:00

Price
43.1787 EUR

Difference  -0.51% (-0.22)

General attributes

Symbol	FPEGZ26
Exchange	Eurex
Currency	EUR
Security type	Future
Underlying	FUCHS SE VZ.
Maturity	12-2026
Contract size	100

Market data

Bid (Bid size)	- EUR (-)
Ask (Ask size)	- EUR (-)
Open	43.1787 EUR
High	43.1787 EUR
Low	43.1787 EUR
Close (prev. day)	43.3996 EUR
Underlying	FUCHS SE VZ.
Underlying price (date)	41.80 (24/07/08)
Settlement price (date)	43.18 (24/07/05)
Open Interest	0

Performance and Risk

	6m	1Y	3Y
Perf (%)	+11.49%	-	-
Perf (abs.)	+4.45	-	-
Beta	-	-	-
Volatility	21.12	-	-

Futures and Options

Related Futures	-
Related Options	-

5Y












Information about previous performance does not guarantee future performance.
Source: FactSet

Price data

Ø price 5 days Ø volume 5 days (pcs.)	43.4771 EUR (0)
Ø price 30 days Ø volume 30 days (pcs.)	45.4320 EUR (0)
Ø price 100 days Ø volume 100 days (pcs.)	44.6645 EUR (0)
Ø price 250 days Ø volume 250 days (pcs.)	- EUR (-)
YTD High date	47.9221 EUR (2024/04/05)
YTD Low date	38.7271 EUR (2024/01/05)
52 Weeks High date	- EUR (-)
52 Weeks Low date	- EUR (-)

Recent Research

on sector		on market	
Date		Headline	Download
2024/06/21		Global Equity Ratings	
2024/06/14		Global Equity Ratings	
2024/05/29		Global Equity Ratings	
2024/04/26		Global Equity Ratings	
2024/04/03		Global Equity Ratings	